



US005859006A

United States Patent [19] Daugan

[11] **Patent Number:** **5,859,006**
[45] **Date of Patent:** **Jan. 12, 1999**

- [54] **TETRACYCLIC DERIVATIVES; PROCESS OF PREPARATION AND USE**
- [75] Inventor: **Alain Claude-Marie Daugan**, Les Ulis, France
- [73] Assignee: **ICOS Corporation**, Bothell, Wash.
- [21] Appl. No.: **669,389**
- [22] PCT Filed: **Jan. 19, 1995**
- [86] PCT No.: **PCT/EP95/00183**
- § 371 Date: **Jul. 17, 1996**
- § 102(e) Date: **Jul. 17, 1996**
- [87] PCT Pub. No.: **WO95/19978**
- PCT Pub. Date: **Jul. 27, 1995**

[30] Foreign Application Priority Data

- Jan. 21, 1994 [GB] United Kingdom 9401090
- [51] **Int. Cl.**⁶ **A01N 43/58**; A01N 43/42; C07D 241/36; C07D 471/00
- [52] **U.S. Cl.** **514/249**; 514/250; 514/292; 544/343; 546/81; 546/85
- [58] **Field of Search** 544/343; 514/249, 514/250, 292; 546/81, 85

[56] References Cited

U.S. PATENT DOCUMENTS

- 3,644,384 2/1972 Schulenberg 260/295
- 3,717,638 2/1973 Schulenberg 260/268
- 3,917,599 11/1975 Saxena et al. 260/268

FOREIGN PATENT DOCUMENTS

- 0 357 122A 3/1990 European Pat. Off. .
- 0 362 555A 4/1990 European Pat. Off. .
- 1454171 10/1976 United Kingdom .

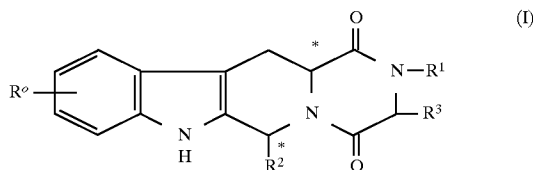
OTHER PUBLICATIONS

- Dellouve-Courillon et al., *Tetrahedron*, 46(9), 3245-66 (1990).
- Brana et al., *Synth Comm.*, 20(12), 1793-1810 (1990).
- Saxena et al., *Journal of Medicinal Chemistry*, 16(5), 1973, 560-564.
- Ishida et al., *Chem. Pharm. Bull.*, 33(8), 1985, 3237-3249.

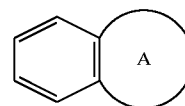
Primary Examiner—Mukund J. Shah
Assistant Examiner—Tamthom T. Ngo
Attorney, Agent, or Firm—Marshall, O'Toole, Gerstein, Murray & Borun

[57] ABSTRACT

A compound of formula (I)



and salts and solvates thereof, in which:

 R^0 represents hydrogen, halogen or C_{1-6} alkyl; R^1 represents hydrogen, C_{1-6} alkyl, C_{2-6} alkenyl, C_{2-6} alkynyl, halo C_{1-6} alkyl, C_{3-8} cycloalkyl, C_{3-8} cycloalkyl C_{1-3} alkyl, aryl C_{1-3} alkyl or heteroaryl C_{1-3} alkyl; R^2 represents an optionally substituted monocyclic aromatic ring selected from benzene, thiophene, furan and pyridine or an optionally substituted bicyclic ring

attached to the rest of the molecule via one of the benzene ring carbon atoms and wherein the fused ring A is a 5- or 6-membered ring which may be saturated or partially or fully unsaturated and comprises carbon atoms and optionally one or two heteroatoms selected from oxygen, sulphur and nitrogen; and

 R^3 represents hydrogen or C_{1-3} alkyl, or R^1 and R^3 together represent a 3- or 4-membered alkyl or alkenyl chain.

A compound of formula (I) is a potent and selective inhibitor of cyclic guanosine 3', 5'-monophosphate specific phosphodiesterase (cGMP specific PDE) having a utility in a variety of therapeutic areas where such inhibition is beneficial, including the treatment of cardiovascular disorders.

15 Claims, No Drawings

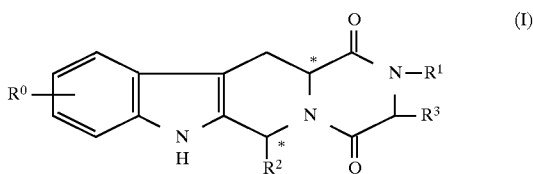
1

TETRACYCLIC DERIVATIVES; PROCESS OF PREPARATION AND USE

This is a 371 application of Pct/EP filed on Jan. 19, 1995.

This invention relates to a series of tetracyclic derivatives, to processes for their preparation, pharmaceutical compositions containing them, and their use as therapeutic agents. In particular, the invention relates to tetracyclic derivatives which are potent and selective inhibitors of cyclic guanosine 3',5'-monophosphate specific phosphodiesterase (cGMP specific PDE) having utility in a variety of therapeutic areas where such inhibition is thought to be beneficial, including the treatment of cardiovascular disorders.

Thus, according to a first aspect, the present invention provides compounds of formula (I)

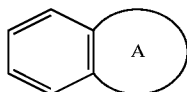


and salts and solvates (e.g. hydrates) thereof, in which:

R^0 represents hydrogen, halogen or C_{1-6} alkyl;

R^1 represents hydrogen, C_{1-6} alkyl, C_{2-6} alkenyl, C_{2-6} alkynyl, halo C_{1-6} alkyl, C_{3-8} cycloalkyl, C_{3-8} cycloalkyl C_{1-3} alkyl, aryl C_{1-3} alkyl or heteroaryl C_{1-3} alkyl;

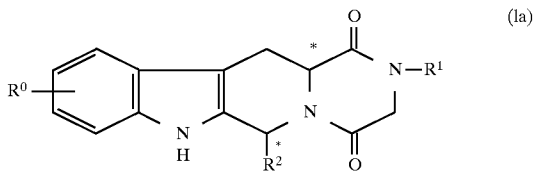
R^2 represents an optionally substituted monocyclic aromatic ring selected from benzene, thiophene, furan and pyridine or an optionally substituted bicyclic ring



attached to the rest of the molecule via one of the benzene ring carbon atoms and wherein the fused ring A is a 5- or 6-membered ring which may be saturated or partially or fully unsaturated and comprises carbon atoms and optionally one or two heteroatoms selected from oxygen, sulphur and nitrogen; and

R^3 represents hydrogen or C_{1-3} alkyl, or R^1 and R^3 together represent a 3- or 4- membered alkyl or alkenyl chain.

There is further provided by the present invention a subgroup of compounds of formula (I), the subgroup comprising compounds of formula (Ia)



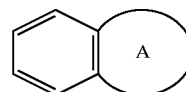
and salts and solvates (e.g. hydrates) thereof, in which:

R^0 represents hydrogen, halogen or C_{1-6} alkyl;

R^1 represents hydrogen, C_{1-6} alkyl, halo C_{1-6} alkyl, C_{3-8} cycloalkyl, C_{3-8} cycloalkyl C_{1-3} alkyl, aryl C_{1-3} alkyl or heteroaryl C_{1-3} alkyl; and

2

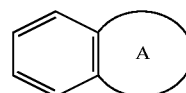
R^2 represents an optionally substituted monocyclic aromatic ring selected from benzene, thiophene, furan and pyridine or an optionally substituted bicyclic ring



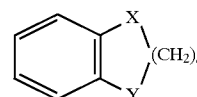
attached to the rest of the molecule via one of the benzene ring carbon atoms and wherein the fused ring A is a 5- or 6-membered ring which may be saturated or partially or fully unsaturated and comprises carbon atoms and optionally one or two heteroatoms selected from oxygen, sulphur and nitrogen.

Within R^1 above, the term "aryl" as part of an aryl C_{1-3} alkyl group means phenyl or phenyl substituted by one or more (e.g. 1, 2 or 3) substituents, selected from halogen, C_{1-6} alkyl, C_{1-6} alkoxy and methylenedioxy. The term "heteroaryl" as part of a heteroaryl C_{1-3} alkyl group means thienyl, furyl or pyridyl each optionally substituted by one or more (e.g. 1, 2 or 3) substituents selected from halogen, C_{1-6} alkyl and C_{1-6} alkoxy. The term " C_{3-8} cycloalkyl" as a group or part of a C_{3-8} cycloalkyl C_{1-3} alkyl group means a monocyclic ring comprising three to eight carbon atoms. Examples of suitable cycloalkyl rings include the C_{3-6} cycloalkyl rings cyclopropyl, cyclobutyl, cyclopentyl and cyclohexyl.

Within R^2 above, optional benzene ring substituents are selected from one or more (e.g. 1; 2 or 3) atoms or groups comprising halogen, hydroxy, C_{1-6} alkyl, C_{1-6} alkoxy, $-CO_2R^b$, halo C_{1-6} alkyl, halo C_{1-6} alkoxy, cyano, nitro and NR^aR^b , where R^a and R^b are each hydrogen or C_{1-6} alkyl, or R^a may also represent C_{2-7} alkanoyl or C_{1-6} alkylsulphonyl. Optional substituents for the remaining ring systems are selected from one or more (e.g. 1, 2 or 3) atoms or groups comprising halogen, C_{1-6} alkyl, C_{1-6} alkoxy and aryl C_{1-3} alkyl as defined above. The bicyclic ring



may, for example, represent naphthalene, a heterocycle such as benzoxazole, benzothiazole, benzisoxazole, benzimidazole, quinoline, indole, benzothiophene or benzofuran or



(where n is an integer 1 or 2 and X and Y may each represent CH_2 , O, S or NH).

In the above definitions, the term "alkyl" as a group or part of a group means a straight chain or, where available, a branched chain alkyl moiety. For example, it may represent a C_{1-4} alkyl function as represented by methyl, ethyl, n-propyl, i-propyl, n-butyl, s-butyl and t-butyl. The term "alkenyl" as used herein includes straight-chained and branched alkenyl groups, such as vinyl and allyl, groups. The term "alkynyl" as used herein includes straight-chained and branched alkynyl groups, suitably acetylene. The term "halogen" herein means a fluorine, chlorine, bromine or iodine atom. The term "halo C_{1-6} alkyl" means an alkyl group

as defined above comprising one to six carbon atoms substituted at one or more carbon atoms by one or more (e.g. 1, 2 or 3) halogen atoms. Similarly, a haloC₁₋₆alkoxy group is a haloC₁₋₆alkyl group as defined above linked to the R² benzene ring via an oxygen atom. Examples of haloC₁₋₆alkyl groups include trifluoromethyl and 2,2,2-trifluoroethyl. An example of a haloC₁₋₆alkoxy group is trifluoromethoxy. The term "C₂₋₇alkanoyl" means a C₁₋₆alkylcarbonyl group where the C₁₋₆alkyl portion is as defined above. An example of a suitable C₂₋₇alkanoyl group is the C₂alkanoyl group acetyl.

It will be appreciated that when R⁰ is a halogen atom or a C₁₋₆alkyl group this substituent may be sited at any available position on the phenyl portion of the tetracyclic ring. However, a particular site of attachment is the ring 10-position.

The compounds of formula (I) may contain two or more asymmetric centres and thus can exist as enantiomers or diastereoisomers. In particular, in formula (I) above two ring chiral centres are denoted with asterisks. It is to be understood that the invention includes both mixtures and separate individual isomers of the compounds of formula (I).

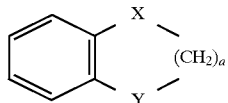
The compounds of formula (I) may also exist in tautomeric forms and the invention includes both mixtures and separate individual tautomers thereof.

The pharmaceutically acceptable salts of the compounds of formula (I) which contain a basic centre are acid addition salts formed with pharmaceutically acceptable acids. Examples include the hydrochloride, hydrobromide, sulphate or bisulphate, phosphate or hydrogen phosphate, acetate, benzoate, succinate, fumarate, maleate, lactate, citrate, tartrate, gluconate, methanesulphonate, benzenesulphonate and p-toluenesulphonate salts. Compounds of the formula (I) can also provide pharmaceutically acceptable metal salts, in particular alkali metal salts, with bases. Examples include the sodium and potassium salts.

A particular group of compounds of the invention are those compounds of formula (I) in which R⁰ is hydrogen or halogen (e.g. fluorine), especially hydrogen.

Another particular group of compounds of the invention are those compounds of formula (I) in which R¹ represents hydrogen, C₁₋₄alkyl, haloC₁₋₄alkyl, C₃₋₆cycloalkyl, C₃₋₆cycloalkylmethyl, pyridylC₁₋₃alkyl, furylC₁₋₃alkyl or optionally substituted benzyl. Within this particular group of compounds, examples of C₁₋₄alkyl groups are methyl, ethyl, n-propyl, i-propyl and n-butyl. Examples of C₃₋₆cycloalkylmethyl groups are cyclopropylmethyl and cyclohexylmethyl. Examples of optionally substituted, benzyl groups include benzyl and halobenzyl (e.g. fluorobenzyl).

A further particular group of compounds of the invention are those compounds of formula (I) in which R² represents an optionally substituted benzene, thiophene, furan, pyridine or naphthalene ring or an optionally substituted bicyclic ring

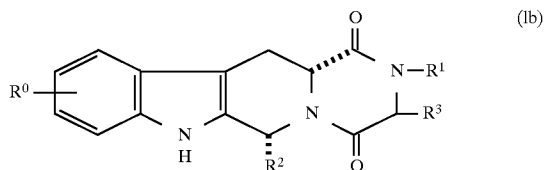


(where n is 1 or 2 and X and Y are each CH₂ or O). Within this particular group of compounds, examples of substituted benzene groups are benzene substituted by one of halogen (e.g. chlorine), hydroxy, C₁₋₃alkyl (e.g. methyl, ethyl or i-propyl), C₁₋₃alkoxy (e.g. methoxy or ethoxy), —CO₂R^b, halomethyl (e.g. trifluoromethyl), halomethoxy (e.g. trifluoromethoxy), cyano, nitro or NR^aR^b where R^a and R^b

are each hydrogen or methyl or R^a is acetyl; or benzene substituted by dihalo (e.g. dichloro) or by C₁₋₃alkoxy (e.g. methoxy) and one of halogen (e.g. chlorine) and hydroxy. An example of a substituted thiophene ring is a halo (e.g. bromo) substituted thiophene ring.

A still further particular group of compounds of formula I are those wherein R³ represents hydrogen or R¹ and R³ together represent a 3-membered alkyl chain.

A preferred group of compounds of the invention are the cis isomers of formula (I) represented by formula (Ib)



and mixtures thereof with their cis optical enantiomers, including racemic mixtures, and salts and solvates (e.g. hydrates) of these compounds in which R⁰ is hydrogen or halogen (e.g. fluorine), especially hydrogen and R¹, R² and R³ are as defined previously.

The single isomers represented by formula (Ib), i.e. the 6R, 12aR isomers, are particularly preferred.

Within the above definitions R¹ may preferably represent C₁₋₄alkyl (e.g. methyl, ethyl, i-propyl and n-butyl), C₃₋₆cycloalkyl (e.g. cyclopentyl) or C₃₋₆cycloalkylmethyl (e.g. cyclopropylmethyl).

R² may preferably represent a substituted benzene ring such as benzene substituted by C₁₋₃alkoxy (e.g. methoxy) or by C₁₋₃alkoxy (e.g. methoxy) and halogen (e.g. chlorine), particularly 4-methoxyphenyl or 3-chloro4-methoxyphenyl, or R² may preferably represent 3,4-methylenedioxyphenyl.

It is to be understood that the present invention covers all appropriate combinations of particular and preferred groupings hereinabove.

Particular individual compounds of the invention include: Cis-2,3,6,7,12,12a-hexahydro-2-(4-pyridylmethyl)-6-3,4-methylenedioxyphenyl-pyrazino[2',1':6,1]pyrido[3,4-b]indole-1,4-dione;

Cis-2,3,6,7,12,12a-hexahydro-6-(2,3-dihydrobenzo[b]furan-5-yl)-2-methyl-pyrazino[2',1':6,1]pyrido[3,4b]indole-1,4-dione;

Cis-2,3,6,7,12,12a-hexahydro-6-(5-bromo-2-thienyl)-2-methyl-pyrazino[2',1':6,1]pyrido[3,4-b]indole-1,4-dione;

Cis-2,3,6,7,12,12a-hexahydro-2-butyl-6-(4-methylphenyl)-pyrazino[2',1':6,1]pyrido[3,4-b]indole-1,4-dione;

(6R,12aR)-2,3,6,7,12,12a-Hexahydro-2-isopropyl-6-(3,4-methylenedioxyphenyl)-pyrazino[2',1':6,1]pyrido[3,4-b]indole-1,4-dione;

(6R,12aR)-2,3,6,7,12,12a-Hexahydro-2-cyclopentyl-6-(3,4-methylenedioxyphenyl)-pyrazino[2',1':6,1]pyrido[3,4-b]indole-1,4-dione;

(6R,12aR)-2,3,6,7,12,12a-Hexahydro-2-cyclopropylmethyl-6-(4-methoxyphenyl)-pyrazino[2',1':6,1]pyrido[3,4-b]indole-1,4-dione;

(6R,12aR)-2,3,6,7,12,12a-Hexahydro-6-(3-chloro4-methoxyphenyl)-2-methyl-pyrazino[2',1':6,1]pyrido[3,4-b]indole-1,4-dione;

(6R,12aR)-2,3,6,7,12,12a-Hexahydro-2-methyl-6-(3,4-methylenedioxyphenyl)-pyrazino[2',1':6,1]pyrido[3,4-b]indole-1,4-dione;

(6R,12aR)-2,3,6,7,12,12a-Hexahydro-6-(3,4-methylenedioxyphenyl)-pyrazino[2',1':6,1]pyrido[3,4-b]indole-1,4-dione;

(5aR,12R,14aS)-1,2,3,5,6,11,12,14a-Octahydro-12-(3,4-methylenedioxyphenyl)-pyrazino[1'',2'':4',5']pyrazino[2',1':6,1]pyrido[3,4-b]indole-5-1,4-dione;

and physiologically acceptable salts and solvates (e.g. hydrates) thereof.

A specific compound of the invention is:
(6R,12aR)-2,3,6,7,12,12a-hexahydro-2-methyl-6-(3,4-methylenedioxyphenyl)-pyrazino[2',1':6,1]pyrido[3,4-b]indole-1,4-dione;
and physiologically acceptable salts and solvates (e.g. hydrates) thereof.

It has been shown that compounds of the present invention are potent and selective inhibitors of cGMP specific PDE. Thus, compounds of formula (I) are of interest for use in therapy, specifically for the treatment of a variety of conditions where inhibition of cGMP specific PDE is thought to be beneficial.

As a consequence of the selective PDE V inhibition exhibited by compounds of the present invention, cGMP levels are elevated, which in turn can give rise to beneficial anti-platelet, anti-neutrophil, anti-vasospastic, vasodilatory, natriuretic and diuretic activities as well as potentiation of the effects of endothelium-derived relaxing factor (EDRF), nitrovasodilators, atrial natriuretic factor (ANF), brain natriuretic peptide (BNP), C-type natriuretic peptide (CNP) and endothelium-dependent relaxing agents such as bradykinin, acetylcholine and 5-HT₁. The compounds of formula (I) therefore have utility in the treatment of a number of disorders, including stable, unstable and variant (Prinzmetal) angina, hypertension, pulmonary hypertension, congestive heart failure, renal failure, atherosclerosis, conditions of reduced blood vessel patency (e.g. post-percutaneous transluminal coronary angioplasty), peripheral vascular disease, vascular disorders such as Raynaud's disease, inflammatory diseases, stroke, bronchitis, chronic asthma, allergic asthma, allergic rhinitis, glaucoma and diseases characterised by disorders of gut motility (e.g. irritable bowel syndrome).

It will be appreciated that references herein to treatment extend to prophylaxis as well as treatment of established conditions.

It will also be appreciated that 'a compound of formula (I),' or a physiologically acceptable salt or solvate thereof can be administered as the raw compound, or as a pharmaceutical composition containing either entity.

There is thus provided as a further aspect of the invention a compound of formula (I) for use in the treatment of stable, unstable and variant (Prinzmetal) angina, hypertension, pulmonary hypertension, chronic obstructive pulmonary disease, congestive heart failure, renal failure, atherosclerosis, conditions of reduced blood vessel patency, (e.g. post-PTCA), peripheral vascular disease, vascular disorders such as Raynaud's disease, inflammatory diseases, stroke, bronchitis, chronic asthma, allergic asthma, allergic rhinitis, glaucoma or diseases characterised by disorders of gut motility (e.g. IBS).

According to another aspect of the invention, there is provided the use of a compound of formula (I) for the manufacture of a medicament for the treatment of stable, unstable and variant (Prinzmetal) angina, hypertension, pulmonary hypertension, chronic obstructive pulmonary disease, congestive heart failure, renal failure, atherosclerosis, conditions of reduced blood vessel patency, (e.g. post-PTCA), peripheral vascular disease, vascular disorders such as Raynaud's disease, inflammatory diseases, stroke, bronchitis, chronic asthma, allergic asthma, allergic rhinitis, glaucoma or diseases characterised by disorders of gut motility (e.g. IBS).

In a further aspect, the invention provides a method of treating stable, unstable and variant (Prinzmetal) angina,

hypertension, pulmonary hypertension, chronic obstructive pulmonary disease, congestive heart failure, renal failure, atherosclerosis, conditions of reduced blood vessel patency, (e.g. post-PTCA), peripheral vascular disease, vascular disorders such as Raynaud's disease, inflammatory diseases, stroke, bronchitis, chronic asthma, allergic asthma, allergic rhinitis, glaucoma or diseases characterised by disorders of gut motility (e.g. IBS) in a human or non-human animal body which comprises administering to said body a therapeutically effective amount of a compound with formula (I).

Compounds of the invention may be administered by any suitable route, for example by oral, buccal, sub-lingual, rectal, vaginal, nasal, topical or parenteral (including intravenous, intramuscular, subcutaneous and intracoronary) administration. Oral administration is generally preferred.

For administration to man in the curative or prophylactic treatment of the disorders identified above, oral dosages of a compound of formula (I) will generally be in the range of from 0.5800 mg daily for an average adult patient (70 kg). Thus for a typical adult patient, individual tablets or capsules contain from 0.2–400 mg of active compound, in a suitable pharmaceutically acceptable vehicle or carrier, for administration in single or multiple doses, once or several times per day. Dosages for intravenous, buccal or sublingual administration will typically be within the range of from 0.1–400 mg per single dose as required. In practice the physician will determine the actual dosing regimen which will be most suitable for an individual patient and it will vary with the age, weight and response of the particular patient. The above dosages are exemplary of the average case but there can be individual instances in which higher or lower dosage ranges may be merited, and such are within the scope of this invention.

For human use, a compound of the formula (I) can be administered alone, but will generally be administered in admixture with a pharmaceutical carrier selected with regard to the intended route of administration and standard pharmaceutical practice. For example, the compound may be administered orally, buccally or sublingually, in the form of tablets containing excipients such as starch or lactose, or in capsules or ovules either alone or in admixture with excipients, or in the form of elixirs or suspensions containing flavouring or colouring agents. Such liquid preparations may be prepared with pharmaceutically acceptable additives such as suspending agents (e.g. methylcellulose, a semi-synthetic glyceride such as witepsol or mixtures of glycerides such as a mixture of apricot kernel oil and PEG-6 esters or mixtures of PEG-8 and caprylitcetric glycerides). A compound may also be injected parenterally, for example intravenously, intramuscularly, subcutaneously or intracoronarily. For parenteral administration, the compound is best used in the form of a sterile aqueous solution which may contain other substances, for example salts, or monosaccharides such as mannitol or glucose, to make the solution isotonic with blood.

Thus, the invention provides in a further aspect a pharmaceutical composition comprising a compound of the formula (I) together with a pharmaceutically acceptable diluent or carrier therefor.

There is further provided by the present invention a process of preparing a pharmaceutical composition comprising a compound of formula (I), which process comprises mixing a compound of formula (I) together with a pharmaceutically acceptable diluent or carrier therefor.

A compound of formula (I) may also be used in combination with other therapeutic agents which may be useful in the treatment of the above-mentioned disease states. The

7

invention thus provides, in another aspect, a combination of a compound of formula (I) together with another therapeutically active agent.

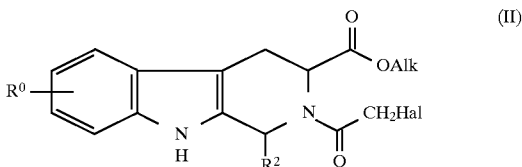
The combination referred to above may conveniently be presented for use in the form of a pharmaceutical formulation and thus pharmaceutical compositions comprising a combination as defined above together with a pharmaceutically acceptable diluent or carrier comprise a further aspect of the invention.

The individual components of such a combination may also be administered either sequentially or simultaneously in separate pharmaceutical formulations.

Appropriate doses of known therapeutic agents for use in combination with a compound of formula (I) will be readily appreciated by those skilled in the art.

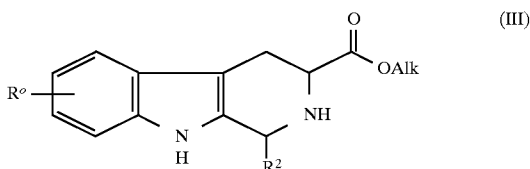
Compounds of formula (I) may be prepared by any suitable method known in the art or by the following processes which form part of the present invention. In the methods below R^0 , R^1 and R^2 are as defined in formula (I) above unless otherwise indicated.

Thus, a process (A) for preparing a compound of formula (I) wherein R^3 represents hydrogen comprises treating a compound of formula (II)



(in which Alk represents C_{1-6} alkyl, e.g. methyl or ethyl and Hal is a halogen atom, e.g. chlorine) with a primary amine R^1NH_2 in a suitable solvent such as an alcohol (e.g. methanol or ethanol) or a mixture of solvents, conveniently at a temperature of from $20^\circ C.$ to reflux (e.g. at about $50^\circ C.$).

A compound of formula (II) may conveniently be prepared by treating a compound of formula (III)



with a haloacetyl halide (e.g. chloroacetyl chloride) in a suitable solvent such as a halogenated hydrocarbon (e.g. trichloromethane or dichloromethane), or an ether (e.g. tetrahydrofuran), preferably in the presence of a base such as an organic amine (e.g. a trialkylamine such as triethylamine) or an alkali metal carbonate or bicarbonate (e.g. $NaHCO_3$). The reaction may conveniently be effected at a temperature of from $-20^\circ C.$ to $+20^\circ C.$ (e.g. at about $0^\circ C.$).

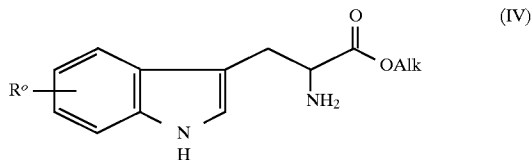
A compound of formula (I) may also be prepared from a compound of formula (III) in a two-step procedure via a compound of formula (II) isolated without purification.

Compounds of formula (I) may be prepared as individual enantiomers in two steps from the appropriate enantiomer of formula (III) or as mixtures (e.g. racemates) of either pairs of cis or trans isomers from the corresponding mixtures of either pairs of cis or trans isomers of formula (III).

Individual enantiomers of the compounds of the invention may be prepared from racemates by resolution using methods known in the art for the separation of racemic mixtures into their constituent enantiomers, for example using HPLC (high performance liquid chromatography) on a chiral column such as Hypersil naphthylurea.

8

A compound of formula (III) may conveniently be prepared from a tryptophan alkyl ester of formula (IV)



(where Alk is as previously defined) or a salt thereof (e.g. the hydrochloride salt) according to either of the following procedures (a) and (b). Procedure (b) is only suitable for preparing cis isomers of formula (III) and may be particularly suitable for preparing individual cis enantiomers of formula (III) from D- or L-tryptophan alkyl esters as appropriate.

Procedure (a)

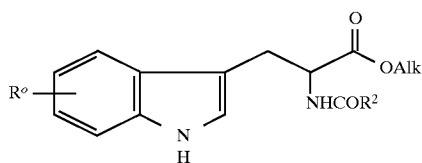
This comprises a Pictet-Spengler cyclisation between a compound of formula (IV) and an aldehyde R^2CHO . The reaction may conveniently be effected in a suitable solvent such as a halogenated hydrocarbon (e.g. dichloromethane) or an aromatic hydrocarbon (e.g. toluene) in the presence of an acid such as trifluoroacetic acid. The reaction may conveniently be carried out at a temperature of from $-20^\circ C.$ to reflux to provide a compound of formula (III) in one step. The reaction may also be carried out in a solvent such as an aromatic hydrocarbon (e.g. benzene or toluene) under reflux, optionally using a Dean-Stark apparatus to trap the water produced.

The reaction provides a mixture of cis and trans isomers which may be either individual enantiomers or racemates of pairs of cis or trans isomers depending upon whether racemic or enantiomerically pure tryptophan alkyl ester was used as the starting material. Individual cis or trans enantiomers may conveniently be separated from mixtures thereof by fractional crystallisation or by chromatography (e.g. flash column chromatography) using appropriate solvents and eluents. Similarly, pairs of cis and trans isomers may be separated by chromatography (e.g. flash column chromatography) using appropriate eluents. An optically pure trans isomer may also be converted to an optically pure cis isomer using suitable epimerisation procedures. One such procedure comprises treating the trans isomer or a mixture (e.g. 1:1 mixture) of cis and trans isomers with methanolic or aqueous hydrogen chloride at a temperature of from $0^\circ C.$ to the refluxing temperature of the solution. The mixture may then be subjected to chromatography (e.g. flash column chromatography) to separate the resulting diastereoisomers, or in the procedure utilising aqueous hydrogen chloride the desired cis isomer precipitates out as the hydrochloride salt which may then be isolated by filtration.

Procedure (b)

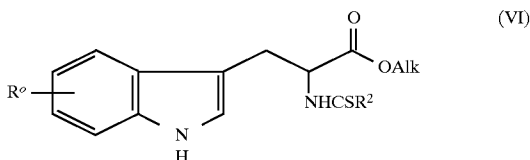
This comprises a four-step procedure from a compound of formula (IV) or a salt thereof (e.g. the hydrochloride salt). The procedure is particularly suitable for preparing a 1R, 3R isomer of formula (III) from a D-tryptophan alkyl ester of formula (IV) or a salt thereof (e.g. the hydrochloride salt). Thus, a first step (i) comprises treating a compound of formula (IV) with an acid halide R^2COHal (where Hal is as previously defined) in the presence of a base, e.g. an organic base such as a trialkylamine (for example triethylamine), to provide a compound of formula (V)

9

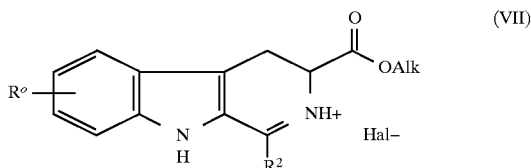


The reaction may be conveniently carried out in a suitable solvent such as a halogenated hydrocarbon (e.g. dichloromethane) or an ether (e.g. tetrahydrofuran) and at a temperature of from -20°C . to $+40^{\circ}\text{C}$.

Step (ii) comprises treating a compound of formula (V) with an agent to convert the amide group to a thioamide group. Suitable sulfurating agents are well-known in the art. Thus, for example, the reaction may conveniently be effected by treating (V) with Lawesson's reagent. This reaction may conveniently be carried out in a suitable solvent such as an ether (e.g. dimethoxyethane) or an aromatic hydrocarbon (e.g. toluene) at an elevated temperature such as from 40°C . to 80°C . to provide a compound of formula (VI)



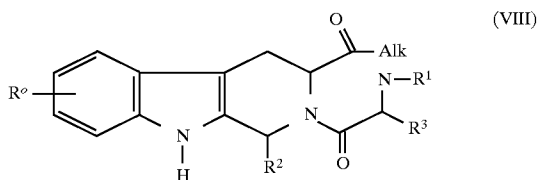
Step (iii) comprises treating a compound of formula (VI) with a suitable agent to provide a compound of formula (VII)



(where Hal is a halogen atom, e.g. iodine). The reaction may conveniently be effected by treating (VI) with an alkylating agent such as a methyl halide (e.g. methyl iodide) or an acylating agent such as an acetyl halide (e.g. acetyl chloride) in a suitable solvent such as a halogenated hydrocarbon (e.g. dichloromethane) at an elevated temperature (e.g. under reflux).

In step (iv) the resulting iminium halide of formula (VII) may be treated with a reducing agent such as boron hydride, e.g. sodium borohydride, to provide the desired compound of formula (III). The reduction may conveniently be effected at a low temperature, e.g. within the range of -100°C . to 0°C ., in a suitable solvent such as an alcohol (e.g. methanol).

There is further provided by the present invention a process (B) for preparing a compound of formula (I), wherein R^1 and R^3 together represent a 3- or 4-membered alkyl or alkenyl chain, which process (B) comprises cyclisation of a compound of formula (VIII)

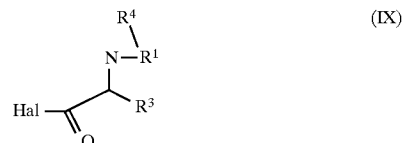


wherein Alk represents C_{1-6} alkyl and R^1 and R^3 together represent a 3- or 4-membered chain both as hereinbefore

10

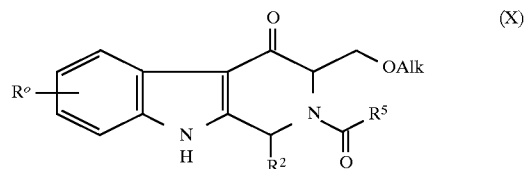
described. The cyclisation is suitably carried out in an organic solvent or solvents, such as an alcoholic solvent (e.g. methanol) and optionally an ether solvent such as tetrahydrofuran, and in the presence of a reducing agent, aptly a palladium catalyst, such as palladium on carbon.

Conveniently a compound of formula (VIII) is prepared by reaction of a compound of formula (III) as hereinbefore described with a compound of formula (IX)



wherein Hal represents a halogen atom as hereinbefore described, R^1 and R^3 together represent a 3- or 4-membered chain as hereinbefore described and R^4 represents a protecting group, suitably a benzyloxycarbonyl group or the like. Typically the reaction is carried out in a chlorinated organic solvent, such as dichloromethane, and a tertiary amine, such as triethylamine or the like.

According to a further aspect of the present invention, there is provided a process (C) for preparing a compound of formula (I) wherein R^3 represents C_{1-3} alkyl, which process comprises cyclisation of a compound of formula (X)



wherein Alk represents C_{1-6} alkyl as hereinbefore described and R^5 represents C_{2-5} alkyl, substituted at C_1 by a halogen atom, the halogen atom being as hereinbefore described. Suitably the cyclisation is achieved by reflux for many hours, such as 22 to 26 hours, in the presence of an ether solvent, such as tetrahydrofuran, and a suitable amine as hereinafter described in the accompanying examples.

Aptly a compound of formula (X) can be prepared from a compound of formula (III) by suitable acylation techniques, such as reaction with a C_{1-3} carboxylic acid, substituted at C_2 by a halogen atom in a halogenated organic solvent, such as dichloromethane.

Compounds of formula (I) may be converted to other compounds of formula (I). Thus, for example, when R^2 is a substituted benzene ring it may be necessary or desirable to prepare the suitably substituted compound of formula (I) subsequent to process (A), (B) or (C) as above. Examples of appropriate interconversions include nitro to amino or aralkyloxy to hydroxy by suitable reducing means (e.g. using a reducing agent such as SnCl_2 or a palladium catalyst, such as palladium-on-carbon), or amino to substituted amino such as acylamino or sulphonylamino using standard acylating or sulfonylating conditions. In the case where R^2 represents a substituted bicyclic system, suitable interconversion can involve removal of a substituent, such as by treatment with a palladium catalyst (e.g. palladium-on-carbon) whereby, for example, a benzyl substituent may be removed from a suitable bicyclic system.

The pharmaceutically acceptable acid addition salts of the compounds of formula (I) which contain a basic centre may be prepared in a conventional manner. For example, a solution of the free base may be treated with a suitable acid, either neat or in a suitable solution, and the resulting salt

11

isolated either by filtration or by evaporation under vacuum of the reaction solvent. Pharmaceutically acceptable base addition salts may be obtained in an analogous manner by treating a solution of a compound of formula (I) with a suitable base. Both types of salt may be formed or inter-converted using ion-exchange resin techniques.

Compounds of the invention may be isolated in association with solvent molecules by crystallisation from or evaporation of an appropriate solvent.

Thus, according to a further aspect of the invention, we provide a process for preparing a compound of formula (I) or a salt or solvate (e.g. hydrate) thereof which comprises process (A), (B) or (C) as hereinbefore described followed by

- i) an interconversion step; and/or either
- ii) salt formation; or
- iii) solvate (e.g. hydrate) formation.

There is further provided by the present invention compounds of formulae (II), (VIII), (X) and further compounds of formulae (III), (V), (VI) and (VII), with the exception for compounds (III), (V), (VI) and (VII) wherein R⁰ is hydrogen, R² is phenyl and Alk is methyl.

The synthesis of the compounds of the invention and of the intermediates for use therein are illustrated by the following, non-limiting Examples. In the Examples section hereinafter the following abbreviations are used:

DMSO (dimethylsulphoxide), MeOH (methanol), EtOH (ethanol), DMF (dimethylformamide), EtOAc (ethyl acetate) and THF (tetrahydrofuran).

INTERMEDIATES 1 AND 2

Methyl 1,2,3,4-tetrahydro-1-(3,4-methylenedioxyphenyl)-9H-pyrido[3,4-b]indole-3-carboxylate, Cis and Trans isomers

To a stirred solution of racemic tryptophan methyl ester (13 g) and piperonal (9.7 g) in anhydrous CH₂Cl₂ (300 mL) cooled at 0° C. was added dropwise trifluoroacetic acid (9 mL) and the solution was allowed to react at ambient temperature. After 4 days, the yellow solution was diluted with CH₂Cl₂ (100 mL), washed with a saturated aqueous solution of NaHCO₃, then with water and dried over Na₂SO₄. The organic layer was evaporated to dryness under reduced pressure and the residue was purified by flash chromatography eluting with CH₂Cl₂/MeOH (99/1) to give first Intermediate 1, the cis isomer (6.5 g) m.p. 90–93° C. followed by Intermediate 2, the trans isomer (6.4 g) m.p.:170° C.

The following compounds were obtained in a similar manner:

INTERMEDIATES 3 AND 4

Methyl 1,2,3,4-tetrahydro-1-(4-methoxyphenyl)-9H-pyrido[3,4-b]indole-3-carboxylate, cis and trans isomers

The same method but starting from racemic tryptophan methyl ester and 4-methoxybenzaldehyde gave Intermediate 3, the cis isomer as white crystals

m.p.:142° C. and Intermediate 4, the trans isomer as white crystals m.p.:209–210° C.

INTERMEDIATE 5

Methyl 1,2,3,4-tetrahydro-1-(3-methoxyphenyl)-9H-pyrido[3,4-b]indole-3-carboxylate, cis isomer

The same method but starting from racemic tryptophan methyl ester and 3-methoxybenzaldehyde gave the title compound as white crystals m.p.:146° C.

12

INTERMEDIATES 6 AND 7

Methyl 1,2,3,4-tetrahydro-1-(4-ethoxyphenyl)-9H-pyrido[3,4-b]indole-3-carboxylate, cis and trans isomers

The same method but starting from racemic tryptophan methyl ester and 4-ethoxybenzaldehyde gave Intermediate 6, the cis isomer as white crystals m.p.:180° C. and Intermediate 7, the trans isomer as white crystals m.p.:196–198° C.

INTERMEDIATES 8 AND 9

Methyl 1,2,3,4-tetrahydro-1-(2,3-dihydrobenzo[b]furan-5-yl)-9H-pyrido[3,4-b]indole-3-carboxylate, cis and trans isomers

The same method but starting from racemic tryptophan methyl ester and 2,3-dihydrobenzo[b]furan-5-carboxaldehyde gave Intermediate 8, the cis isomer as white crystals m.p.:106–109° C. and Intermediate 9, the trans isomer as white crystals m.p.:219–222° C.

INTERMEDIATES 10 AND 11

Methyl 1,2,3,4-tetrahydro-1-(3,4-ethylenedioxyphenyl)-9H-pyrido[3,4-b]indole-3-carboxylate, cis and trans isomers

The same method but starting from racemic tryptophan methyl ester and 1,4-benzodioxan-6-carboxaldehyde gave Intermediate 10, the cis isomer as white crystals m.p.:104–106° C. and Intermediate 11, the trans isomer as white crystals m.p.:207–209° C.

INTERMEDIATE 12

Methyl 1,2,3,4-tetrahydro-1-(2-chlorophenyl)-9H-pyrido[3,4-b]indole-3-carboxylate, mixture of cis and trans isomers

The same method but starting from racemic tryptophan methyl ester and 2-chlorobenzaldehyde gave the title compound as white crystals m.p.:154° C.

INTERMEDIATES 13 AND 14

Methyl 1,2,3,4-tetrahydro-1-(4-chlorophenyl)-9H-pyrido[3,4-b]indole-3-carboxylate, cis and trans isomers

The same method but starting from racemic tryptophan methyl ester and 4-chlorobenzaldehyde gave Intermediate 13, the cis isomer as white crystals m.p.:208–209° C. and Intermediate 14, the trans isomer as white crystals m.p.:108–109° C.

INTERMEDIATES 15 AND 16

Methyl 1,2,3,4-tetrahydro-1-(3,4-dichlorophenyl)-9H-pyrido[3,4-b]indole-3-carboxylate, cis and trans isomers

The same method but starting from racemic tryptophan methyl ester and 3,4-dichlorobenzaldehyde gave Intermediate 15, the cis isomer as a white solid ¹H NMR (CDCl₃) δ (ppm):7.8–7 (m, 8H, H aromatic); 5.15 (brs, 1H, H-1); 3.9–3.8 (dd, 1H, H-3) 3.7 (s, 3H, CO₂CH₃); 3.2–3.1 (ddd, 1H, H-4) 2.9 (m, 1H-4); 2.4 (brs, 1H, NH) and Intermediate 16, the trans isomer as a white solid m.p. 204° C.

13

INTERMEDIATE 17

Methyl 1,2,3,4-tetrahydro-1-(1,2,3,4-tetrahydro-6-naphthyl)-9H-pyrido[3,4-b]indole-3-carboxylate, cis isomer

The same method but starting from racemic tryptophan methyl ester and 1,2,3,4-tetrahydronaphthyl6- carboxaldehyde gave the title compound as a white solid ^1H NMR (CDCl_3) δ (ppm):7.7–7(m, 8H, H aromatic); 5.2 (s, 1H, H-1); 4.0 (dd, 1H, H-3); 3.8 (s, 3H, CO_2CH_3); 3.2 (m, 1H, H-4); 3.0 (m, 1H, H-4); 2.7 (m, 4H, CH_2Ar); 1.7 (s, 4H, $\text{CH}_2\text{CH}_2\text{Ar}$).

INTERMEDIATES 18 AND 19

Methyl 1,2,3,4-tetrahydro-1-(2-naphthyl)-9H-pyrido[3,4-b]indole-3-carboxylate, cis and trans isomers

The same method but starting from racemic tryptophan methyl ester and 2-naphthaldehyde gave Intermediate 18, the cis isomer as a white solid ^1H NMR (CDCl_3) δ (ppm):8–6.9 (m, 12H, H aromatic); 5.4 (s, 1H, H-1); 3.95 (dd, 1H, H-3); 3.7 (s, 3H, CO_2CH_3); 3.2 (ddd, 1H, H-4); 3 (m, 1H, H-4); 2.5 (brs, 1H, NH) and Intermediate 19, the trans isomer as a white solid (0.6 g) m.p.:11 $^\circ\text{C}$.

INTERMEDIATES 20 AND 21

Methyl 1,2,3,4-tetrahydro-1-(2-thienyl)-9H-pyrido[3,4-b]indole-3-carboxylate, cis and trans is

The same method but starting from racemic tryptophan methyl ester and 2-thiophenecarboxaldehyde gave Intermediate 20, the cis isomer as a pale yellow solid m.p.:134–137 $^\circ\text{C}$. and Intermediate 21, the trans isomer as white crystals m.p.:169 $^\circ\text{C}$.

INTERMEDIATES 22 AND 23

Ethyl 1,2,3,4-tetrahydro-1-(3-thienyl)-9H-pyrido[3,4-b]indole-3-carboxylate, cis and trans iso

The same method but starting from racemic tryptophan ethyl ester and 3-thiophenecarboxaldehyde gave Intermediate 22, the cis isomer as white crystals m.p.:130 $^\circ\text{C}$. and Intermediate 23, the trans isomer as white crystals m.p. :182–184 $^\circ\text{C}$.

INTERMEDIATES 24 AND 25

Methyl 1,2,3,4-tetrahydro-1-(5-bromo-2-thienyl)-9H-pyrido[3,4-b]indole-3-carboxylate, cis and trans isomers

The same method but starting from racemic tryptophan methyl ester and 5-bromo-2-thiophenecarboxaldehyde gave Intermediate 24, the cis isomer as a cream solid m.p.:130 $^\circ\text{C}$. and Intermediate 25, the trans isomer as a cream solid m.p.:205 $^\circ\text{C}$.

INTERMEDIATES 26 AND 27

Methyl 1,2,3,4-tetrahydro-1-(4-bromo-2-thienyl)-9H-pyrido[3,4-b]indole-3-carboxylate, cis and trans isomers

The same method but starting from racemic tryptophan methyl ester and 4-bromo-2-thiophenecarboxaldehyde gave Intermediate 26, the cis isomer as a cream solid m.p.:200 $^\circ\text{C}$. and Intermediate 27, the trans isomer as a cream solid m.p.:120 $^\circ\text{C}$.

14

INTERMEDIATE 28

Methyl 1,2,3,4-tetrahydro-1-(3-furyl)-9H-pyrido[3,4-b]indole-3-carboxylate, mixture of cis and trans isomers

The same method but starting from racemic tryptophan methyl ester and 3-furaldehyde gave the title compound as a yellow solid m.p.:130 $^\circ\text{C}$.

INTERMEDIATES 29 AND 30

Ethyl 1,2,3,4-tetrahydro-1-(5-methyl-2-furyl)-9H-pyrido[3,4-b]indole-3-carboxylate, cis and trans isomers

The same method but starting from racemic tryptophan ethyl ester and 5-methylfurfural gave Intermediate 29, the cis isomer as a oily compound ^1H NMR (CDCl_3) δ (ppm):7.7 (brs, 1H, NH indole); 7.5 (d, 1H, H aromatic); 7.25–6.9 (m, 3H, H aromatic); 6.15 (d, 1H, H aromatic); 5.85 (m, 1H, H aromatic); 5.25 (brs, 1H, H-1); 4.2 (q, 2H, $\text{CO}_2\text{CH}_2\text{CH}_3$); 3.8 (dd, 1H, H-3); 3.2–2.8 (m, 2H, H-4); 2.2 (s, 3H, CH_3); 1.25 (t, 3H, $\text{CO}_2\text{CH}_2\text{CH}_3$) and Intermediate 30, the trans isomer as a cream solid m.p.:152 $^\circ\text{C}$.

INTERMEDIATES 31 AND 32

Ethyl 1,2,3,4-tetrahydro-1-(4-methylphenyl)-9H-pyrido[3,4-b]indole-3-carboxylate, cis and trans isomers

The same method but starting from racemic tryptophan ethyl ester and p-tolualdehyde gave Intermediate 31, the cis isomer as white crystals m.p.:148 $^\circ\text{C}$. and Intermediate 32, the trans isomer as white crystals m.p.:180 $^\circ\text{C}$.

INTERMEDIATES 33 AND 34

Methyl 1,2,3,4-tetrahydro-1-(3-methylphenyl)-9H-pyrido[3,4-b]indole-3-carboxylate, cis and trans isomers

The same method but starting from racemic tryptophan methyl ester and m-tolualdehyde gave Intermediate 33, the cis isomer as white crystals ^1H NMR (CDCl_3) δ (ppm):7.6–7 (m, 9H, H aromatic); 5.2 (brs, 1H, H-1); 4–3.9 (dd, 1H, H-3) 3.8 (s, 3H, CO_2CH_3); 3.2–3.1 (ddd, 1H, H-4) 3 (m, 1H, H-4); 2.35 (s, 3H, CH_3); 1.7 (brs, 1H, NH) and Intermediate 34, the trans isomer as a white solid m.p.:175 $^\circ\text{C}$.

INTERMEDIATES 35 AND 36

Methyl 1,2,3,4-tetrahydro-1-(4-trifluoromethylphenyl)-9H-pyrido[3,4-b]indole-3-carboxylate, cis and trans isomers

The same method but starting from racemic tryptophan methyl ester and 4-trifluoromethylbenzaldehyde gave Intermediate 35, the cis isomer as pale yellow crystals m.p.:190 $^\circ\text{C}$. and Intermediate 36, the trans isomer as pale yellow crystals m.p.:203 $^\circ\text{C}$.

INTERMEDIATES 37 AND 38

Ethyl 1,2,3,4-tetrahydro-1-(4-cyanophenyl)-9H-pyrido[3,4-b]indole-3-carboxylate, cis and trans isomers

The same method but starting from racemic tryptophan ethyl ester and 4-cyanobenzaldehyde gave Intermediate 37,

15

the cis isomer as white crystals m.p.:200° C. and Intermediate 38, the trans isomer as white crystals m.p.:156° C.

INTERMEDIATE 39

Methyl 1,2,3,4-tetrahydro-1-(4-hydroxyphenyl)-9H-pyrido[3,4b]indole-3-carboxylate, cis isomer

The same method but starting from racemic tryptophan ethyl ester and 4-hydroxybenzaldehyde gave the title compound as pale yellow crystals ¹H NMR (DMSO)δ(ppm):10.3 (s, 1H, NH-indole) 9.4 (s, 1H, OH); 7.8–7.5 (m, 8H, H aromatic); 5.1 (brs, 1H, H-1); 3.9 (m, 1H, H-3); 3.75 (s, 3H, CO₂CH₃) 3.1 (m, 1H, H4); 2.8 (m, 1H, H-4).

INTERMEDIATE 40

Methyl 1,2,3,4-tetrahydro-1-(3-hydroxy-4-methoxyphenyl)-9H-pyrido[3,4-b]indole-3-carboxylate, cis isomer

The same method but starting from racemic tryptophan methyl ester and 3-hydroxy-4-methoxybenzaldehyde gave the title compound as a yellow solid m.p.:140°–148° C.

INTERMEDIATE 41

Methyl 1,2,3,4-tetrahydro-1-(4-hydroxy-3-methoxyphenyl)-9H-pyrido[3,4-b]indole-3-carboxylate, cis isomer

The same method but starting from racemic tryptophan methyl ester and 4-hydroxy-3-methoxybenzaldehyde gave the title compound as a cream solid m.p.:195° C.

INTERMEDIATE 42

Methyl 1,2,3,4-tetrahydro-1-(4-ethylphenyl)-9H-pyrido[3,4-b]indole-3-carboxylate, cis and trans isomers

The same method but starting from racemic tryptophan methyl ester and 4-ethylbenzaldehyde gave the cis and trans isomer of the title compound. Cis isomer:white solid ¹H NMR (CDCl₃)δ(ppm):7.65–7.1 (m, 9H, H aromatic); 5.25 (brs, 1H, H-1); 4 (dd, 1H, H-3); 3.9 (s, 3H, CO₂CH₃); 3.4 (ddd, 1H, H-4); 3.1 (m, 1H, H-4); 2.7 (q, 2H, CH₂CH₃) 1.4 (t, 3H, CH₂CH₃). Trans isomer:white solid m.p.:187° C.

INTERMEDIATES 43 AND 44

Methyl 1,2,3,4-tetrahydro-1-(4-isopropylphenyl)-9H-pyrido[3,4-b]indole-3-carboxylate, cis and trans isomers

The same method but starting from racemic tryptophan ethyl ester and 4-isopropylbenzaldehyde gave Intermediate 43, the cis isomer as a white solid ¹H NMR (DMSO)δ(ppm):10.15 (s, 1H, NH indole); 7.3–6.7 (m, 8H, H aromatic); 5 (brs, 1H, H-1); 3.6 (m, 1H, H-3); 3.5 (s, 3H, CO₂CH₃); 2.95–2.5 (m, 3H, H-4+CH₂—(Me)₂) 2.4 (brs, 1H, NH); 1 (d, 6H, 2×CH₃) and Intermediate 44, the isomer as a white solid m.p.:189° C.

INTERMEDIATES 45 AND 46

Ethyl 1,2,3,4-tetrahydro-1-(4-nitrophenyl)-9H-pyrido[3,4-b]indole-3-carboxylate, cis and trans isomers

The same method but starting from racemic tryptophan ethyl ester and 4-nitrobenzaldehyde gave Intermediate 45,

16

the cis isomer as yellow crystals m.p.:168° C. and Intermediate 46, the trans isomer as yellow crystals m.p.:195° C.

INTERMEDIATE 47

Ethyl 1,2,3,4-tetrahydro-1-(4-dimethylaminophenyl)-9H-pyrido[3,4-b]indole-3-carboxylate, mixture of cis and trans isomers

The same method but starting from racemic tryptophan ethyl ester and 4-dimethylaminobenzaldehyde gave the title compound as white crystals m.p.:170° C.

INTERMEDIATES 48 AND 49

Ethyl 1,2,3,4-tetrahydro-1-(3-pyridyl)-9H-pyrido[3,4-b]indole-3-carboxylate, cis and trans iso

The same method but starting from racemic tryptophan ethyl ester and 3-pyridinecarboxaldehyde gave Intermediate 48, the cis isomer as pale yellow crystals m.p.:230°–232° C. and Intermediate 49, the trans isomer as white crystals m.p.:210°–214° C.

INTERMEDIATES 50 AND 51

Methyl 1,2,3,4 tetrahydro-6-fluoro-1-(3,4-methylenedioxyphenyl)-9H-pyrido[3,4-b]indole-3-carboxylate, cis and trans isomers

The same method but starting from racemic 5-fluorotryptophan methyl ester and piperonal gave Intermediate 50, the cis isomer as a cream solid m.p.:60° C. and Intermediate 51, the trans isomer as a cream solid m.p.:213° C.

INTERMEDIATES 52 AND 53

Methyl 1,2,3,4-tetrahydro-6-fluoro-1-(4-methoxyphenyl)-9H-pyrido[3,4b]indole-3-carboxylate, cis and trans isomers

The same method but starting from racemic 5-fluorotryptophan methyl ester and 4-methoxybenzaldehyde gave Intermediate 52, the cis isomer as a solid ¹H NMR (CDCl₃) δ(ppm):7.4–6.8 (m, 8H, H aromatic); 5.15 (brs, 1H, H-1); 3.9 (dd, 1H, H-3) 3.8 (s, 3H, CO₂CH₃); 3.2–2.9 (m, 2H, H-4) and Intermediate 53, the trans isomer as a solid m.p.:197° C.

INTERMEDIATES 54 AND 55

(1R,3R)-Methyl 1,2,3,4-tetrahydro-1-(3,4-methylenedioxyphenyl)-9H-pyrido[3,4-b]indole-3-carboxylate, cis isomer and (1S, 3R)-methyl 1,2,3,4-tetrahydro-1-(3,4-methylenedioxyphenyl)-9H-pyrido[3,4-b]indole-3-carboxylate trans isomer

To a stirred solution of D-tryptophan methyl ester (11 g) and piperonal (7.9 g) in anhydrous CH₂Cl₂ (400 mL) cooled at 0° C. was added dropwise trifluoroacetic acid (7.7 mL) and the solution was allowed to react at ambient temperature. After 4 days, the yellow solution was diluted with CH₂Cl₂ (200 mL) and washed with a saturated aqueous solution of NaHCO₃, then with water (3×200 mL) and dried over Na₂SO₄. The organic layer was evaporated under reduced pressure and the residue was purified by flash chromatography eluting with dichloromethane/ethyl acetate (97/3) to give first Intermediate 54, the cis isomer (6.5 g) m.p.:154° C. followed by Intermediate 55, the trans isomer (8.4 g) m.p.: 188° C.

The following compounds were obtained in a similar manner:

17

INTERMEDIATE 56

(1S,3S) Methyl-1,2,3,4-tetrahydro-1-(3,4-methylenedioxyphenyl)-9H-pyrido[3,4-b]indole-3-carboxylate, cis isomer and (1R, 3S) methyl-1,2,3,4-tetrahydro-1-(3,4-methylenedioxyphenyl)-9H-pyrido[3,4-b]indole-3-carboxylate, trans isomer

The same method but starting from L-tryptophan methyl ester and piperonal gave the cis and trans isomers of the title compound.

Cis isomer:white crystals m.p.:154° C.

Trans isomer:white crystals m.p.:187°–189° C.

INTERMEDIATES 57 AND 58

(1R,3R)-Methyl 1,2,3,4-tetrahydro-1-(4-methoxyphenyl)-9H-pyrido[3,4-b]indole-3-carboxylate, cis isomer and (1S, 3R)-methyl 1,2,3,4-tetrahydro-1-(4-methoxyphenyl)-9H-pyrido[3,4-b]indole-3-carboxylate, trans isomer

The same method but starting from D-tryptophan methyl ester and 4-methoxybenzaldehyde gave Intermediate 57, the cis isomer as white crystals m.p.:124°–125° C. and Intermediate 58, trans isomer as white crystals m.p.: 219–222° C.

INTERMEDIATES 59 AND 60

(1R,3R)-Methyl 1,2,3,4-tetrahydro-1-(3-chloro-4-methoxyphenyl)-9H-pyrido[3,4-b]indole-3-carboxylate, cis isomer and (1S, 3R)-methyl 1,2,3,4-tetrahydro-1-(3-chloro-4-methoxyphenyl)-9H-pyrido[3,4-b]indole-3-carboxylate, trans isomer

The same method, but starting from D-tryptophan methyl ester and 3-chloro-4-methoxybenzaldehyde gave Intermediate 59, the cis isomer isolated as the hydrochloride salt as white crystals m.p.:200° C. and Intermediate 60, the trans isomer as white crystals m.p.:164° C.

INTERMEDIATES 61 AND 62

(1R,3R)-Methyl 1,2,3,4-tetrahydro-1-(2,3-dihydrobenzo[b]furan-5-yl)-9H-pyrido[3,4-b]indole-3-carboxylate, cis isomer and (1S, 3R)-methyl 1,2,3,4-tetrahydro-1-(5-(2,3-dihydrobenzo[b]furan))-9H-pyrido[3,4-b]indole-3-carboxylate, trans isomer

The same method but starting from D-tryptophan methyl ester and 2,3-dihydrobenzo[b]furan-5-carboxaldehyde gave Intermediate 61, the cis isomer as white crystals m.p.:282° C. and Intermediate 62, the trans isomer as white crystals m.p.:204° C.

INTERMEDIATES 63 AND 64

(1R,3R)-Methyl 1,2,3,4-tetrahydro-1-(5-indanyl)-9H-pyrido[3,4-b]indole-3-carboxylate cis isomer and (1S, 3R)-methyl 1,2,3,4-tetrahydro-1-(5-indanyl)-9H-pyrido[3,4-b]indole-3-carboxylate trans isomer

The same method but starting from D-tryptophan methyl ester and indan-5-carboxaldehyde gave Intermediate 63, the cis isomer as white crystals m.p.:130°–131° C. and Intermediate 64, the trans isomer as white crystals m.p.:196° C.

INTERMEDIATE 65

Ethyl 1,2,3,4-tetrahydro-1-(4-trifluoromethoxyphenyl)-9H-pyrido[3,4-b]indole-3-carboxylate, cis and trans isomers

The same method but starting from racemic tryptophan ethyl ester and 4-trifluoromethoxybenzaldehyde gave cis and trans isomers of the title compound.

18

Cis isomer:white crystals m.p.:88° C.

Trans isomer:white crystals m.p.:152° C.

INTERMEDIATE 66

Methyl 1,2,3 4-tetrahydro-1-(5-methyl-2-thienyl)-9H-pyrido[3,4-b]indole-3-carboxylate, cis and trans isomers

The same method but starting from racemic tryptophan methyl ester and 5-methyl-2-thiophenecarboxaldehyde gave the cis and trans isomers of the title compound.

Cis isomer:oily compound ¹H NMR (CDCl₃)δ(ppm):8.4 (brs, 1H, NH-indole); 7.7–6.6 (m, 6H, H aromatic); 5.5 (brs, 1H, H-1); 3.9 (dd, 1H, H-3); 3.85 (s, 3H, CO₂CH₃); 3.3–2.9 (m, 2H, H-4); 2.5 (s, 3H, CH₃).

Trans isomer:white crystals m.p.:194° C.

INTERMEDIATES 67 AND 68

(1S,3R)-Methyl 1,2,3,4-tetrahydro-1-(3,4-methylenedioxyphenyl)-9H-pyrido[3,4-b]indole-3-carboxylate and (1R, 3R)-methyl 1,2,3,4-tetrahydro-1-(3,4-methylenedioxyphenyl)-9H-pyrido[3,4-b]indole-3-carboxylate

To a stirred solution of D-tryptophan methyl ester (obtained by treating the corresponding hydrochloride salt in water with saturated aqueous NaHCO₃ solution and extraction with CH₂Cl₂) (25.7 g) and piperonal (19.4 g) in anhydrous dichloromethane (700 ml) cooled to 0° C. was added dropwise trifluoroacetic acid (18.1 ml) and the solution was allowed to react at 4° C. After 5 days, the yellow solution was diluted with dichloromethane (500 ml). The organic layer was washed with a saturated aqueous solution of NaHCO₃, then with water (3×500 ml) until the pH was neutral and dried over Na₂SO₄. The organic layer was evaporated under reduced pressure to a volume of about 500 ml. The trans-isomer, which crystallised, was filtered and the filtrate was reduced to 200 ml. Another fraction of the trans-isomer crystallised. The fractions of trans-isomer were combined to give the (1S, 3R) isomer, Intermediate 67, as white crystals (11.4 g).

mp:188° C.

[α]_D²⁰ = +32.4° (c=1.03, CHCl₃).

The filtrate containing mainly the cis-isomer was reduced to 100 ml and isopropyl ether (200 ml) was added. Upon cooling, the (1R, 3R) isomer, Intermediate 68, crystallised as a white solid (17.4 g).

mp:154°–155° C.

[α]_D²⁰ = +24.4° (c=1.03, CHCl₃).

INTERMEDIATE 69

(1R,3R)-Methyl 1,2,3,4-tetrahydro-1-(3,4-methylenedioxyphenyl)-9H-pyrido[3,4-b]indole-3-carboxylate

Method A

Intermediate 67 (5.0 g) was dissolved in methanol (150 ml). Hydrogen chloride was bubbled into the solution for several minutes at 0° C. and the resulting yellow solution was refluxed for 24 hours. The solvent was removed under reduced pressure and the residue was basified with a saturated aqueous solution of NaHCO₃ and extracted with dichloromethane. The organic layer was washed with water, dried over Na₂SO₄ and purified by flash chromatography eluting with dichloromethane/methanol (99/1) to give the

19

title compound (2.3 g) corresponding to an authentic sample of Intermediate 68.

Method B

Intermediate 67 (25 g) was heated in 1N hydrochloric acid (78.5 ml) and water (400 ml) at 60° C. for 36 hours. From the initial pale yellow solution, a white solid precipitated. The mixture was then allowed to cool to 0° C. and the solid filtered. The solid was then washed with diisopropyl ether (3×200 ml) and dried to give the hydrochloride salt of the title compound (20 g) as a white solid. mp (dec.):209°–212° C.

Method C

A 1:1 mixture of the cis and trans isomers of Intermediates 54 and 55 (2 g) was heated in 1N hydrochloric acid (6.8 ml) and water (15 ml) at 50° C. for 72 hours. A similar work-up as described in Method B above gave the hydrochloride salt of the title compound (1.7 g) as a white solid.

INTERMEDIATE 70

(R)-N^α-(3,4-Methylenedioxyphenylcarbonyl)-tryptophan methyl ester

To a suspension of D-tryptophan methyl ester hydrochloride (10.2 g) in anhydrous CH₂Cl₂ (150 ml) cooled at 0° C. was added dropwise triethylamine (12.3 ml). To the resulting solution solid piperonyl chloride (8.16 g) was added portionwise at the same temperature, and the mixture was stirred at room temperature for 2 h. The mixture was washed successively with water, 0.5N hydrochloric acid, water, a saturated aqueous solution of NaHCO₃ and again with water. After drying over Na₂SO₄ and evaporation of the solvent under reduced pressure, the resulting oil on trituration from hot cyclohexane afforded the title compound as a white solid (14.7 g).

mp:123°–124° C.

[α]_D²⁰ = -84.4° (c=1.04, CHCl₃).

INTERMEDIATE 71

(R)-N^α-(3,4-Methylenedioxyphenylthiocarbonyl)-tryptophan methyl ester

A mixture of Intermediate 70 (14 g) and Lawesson's reagent (9.28 g) in dimethoxyethane (280 ml) was heated at 60° C. under N₂ for 16 hours with stirring. The reaction mixture was evaporated to dryness and the resulting oil was dissolved in ethyl acetate, then washed successively with an aqueous saturated solution of NaHCO₃ and water and dried over Na₂SO₄. The oily residue obtained after evaporation under reduced pressure gave, on trituration from cyclohexane, a yellow powder which was filtered and washed with cooled methanol to afford the title compound (9.74 g).

mp:129°–130° C.

[α]_D²⁰ = -186.8° (c=1.14, CHCl₃).

INTERMEDIATE 72

(1R,3R)-Methyl 1,2,3,4-tetrahydro-1-(3,4-methylenedioxyphenyl)-9H-pyrido[3,4-b]indole-3-carboxylate

A solution of Intermediate 71 (9 g) and methyl iodide (10 ml) in anhydrous dichloromethane (200 ml) was heated at reflux under an argon atmosphere with protection from light. After 24 hours, the solvent was removed under reduced pressure to give an orange oil which on trituration from

20

hexane gave a solid which was washed with ether and used without further purification in the next step. This compound (13.11 g) was dissolved in methanol (250 ml) and the solution was cooled to -78° C. NaBH₄ (0.99 g) was then added by portions and the mixture was stirred at the same temperature for 1 hour. The reaction was quenched by addition of acetone (10 ml) and the solvent was removed under reduced pressure. The residue was dissolved in CH₂Cl₂, washed with water and then with brine and dried over Na₂SO₄. After evaporation of the solvent, the orange oil gave on trituration from a hot mixture of diethyl ether/cyclohexane an orange powder which was recrystallised from diethyl ether/pentane to afford the title compound as a pale yellow solid (5.15 g) corresponding to an authentic sample of Intermediate 68.

INTERMEDIATE 73

(1R,3R)-Methyl 1,2,3,4-tetrahydro-2-chloroacetyl-(3,4-methylenedioxyphenyl)-9H-pyrido[3,4-b]indole-3-carboxylate

Method A

To a stirred solution of Intermediate 72 (9.7 g) and NaHCO₃ (2.79 g) in anhydrous CHCl₃ (200 ml) was added dropwise chloroacetyl chloride (5.3 ml) at 0° C. under N₂. The resulting mixture was stirred for 1 hour at the same temperature and diluted with CHCl₃ (100 ml). Water (100 ml) was then added dropwise with stirring to the mixture, followed by a saturated aqueous solution of NaHCO₃. The organic layer was washed with water until neutrality and dried over Na₂SO₄. After evaporation of the solvent under reduced pressure, the oily compound obtained was crystallised from ether to give the title compound as a pale yellow solid (9.95 g).

mp:233° C.

[α]_D²⁰ = -125.4° (c=1.17, CHCl₃).

Method B

Chloroacetyl chloride (4 ml) was added dropwise to a solution of Intermediate 72 (16.1 g) and triethylamine (7 ml) in anhydrous CH₂Cl₂ (200 ml) at 0° C. under N₂. The solution was stirred at 0° C. for 30 minutes, then diluted with CH₂Cl₂ (300 ml). The solution was washed with water (200 ml), a saturated aqueous solution of NaHCO₃ (300 ml) and brine (400 ml). After drying over Na₂SO₄ and evaporation under reduced pressure, the resulting solid was washed with ether (300 ml) to give the title compound as a pale yellow solid (18.3 g).

INTERMEDIATE 74

Methyl 1,2,3,4-tetrahydro-6-methyl-1-(3,4-methylenedioxyphenyl)-9H-pyrido[3,4-b]indole-3-carboxylate, cis and trans isomers

The cis and trans isomers of the title compound were prepared using the method described in Intermediate 1 but starting from racemic 5-methyl-tryptophan methyl ester and piperonal.

Cis isomer:yellow solid m.p.:85° C.

Trans isomer:yellow solid m.p.:185° C.

INTERMEDIATES 75 AND 76

(1R,3R)-Methyl 1,2,3,4-tetrahydro-1-(7-(4-methyl-3,4-dihydro-2H-benzo[1,4]oxazinyl))-9H-pyrido[3,4-b]indole-3-carboxylate, cis isomer and (1S, 3R)-

Methyl 1,2,3,4-tetrahydro-1-(7-(4-methyl-3,4-dihydro-2H-benzo[1,4]oxazinyl))-9H-pyrido[3,4-b]indole-3-carboxylate, trans isomer

The same method, as described for intermediates 54 and 55, but starting from D-tryptophan methyl ester and

21

4-methyl-3,4-dihydro-2H-benzo[1,4]oxazine-7-carboxaldehyde gave Intermediate 75 the cis isomer as an oily compound ¹H NMR (CDCl₃)δ(ppm):7.6–7.1 (m, 5H); 6.9–6.6 (m, 3H); 5.15 (br s, 1H); 4.3 (t, 2H); 4 (dd, 1H); 3.8 (s, 3H); 3.3 (t, 2H); 3.3–2.95 (m, 2H); 2.9 (s, 3H); 1.6 (br s) and intermediate 76, the trans isomer as white crystals m.p.:119°–121° C.

INTERMEDIATE 77

Methyl 1,2,3,4-tetrahydro-1-(5-(N-benzylindolinyl))-9H-pyrido[3,4-b]indole-3-carboxylate, mixture of (1R, 3R) and (1S, 3R) isomers

The same method, as described for intermediates 54 and 55, but starting from D-tryptophan methyl ester and N-benzylindoline-5-carboxaldehyde gave intermediate 77 as an oily compound.

INTERMEDIATES 78 AND 79

(1R,3R)-Methyl 1,2,3,4-tetrahydro-1-(4-carbomethoxyphenyl)-9H-pyrido[3,4-b]indole-3-carboxylate, cis isomer and (1S, 3R)-methyl 1,2,3,4-tetrahydro-1-(4-carbomethoxyphenyl)-9H-pyrido[3,4-b]indole-3-carboxylate, trans isomer

The same method, as described for intermediates 54 and 55, but starting from D-tryptophan methyl ester and methyl 4-formylbenzoate gave Intermediate 78, the cis isomer as white crystals m.p.:157°–160° C. and Intermediate 79, the trans isomer as pale yellow crystals m.p.:124°–126° C.

INTERMEDIATE 80

(1R,3R)-Methyl 1,2,3,4-tetrahydro-2-[2-(benzyloxycarbonyl)-S-propyl]-1-(3,4-methylenedioxyphenyl)-9H-pyrido[3,4-b]indole-3-carboxylate

A solution of N-(benzyloxycarbonyl)-D-proline acid chloride (0.64 g, 2.4 mmol) in anhydrous dichloromethane (10 mL) was added dropwise to a stirred solution of intermediate 54 (0.7 g, 2 mmol) and triethylamine (0.33 mL, 2.4 mmol) in dichloromethane (15 mL) at -10° C. The mixture was stirred for 2 h at -10° C. after which it was diluted with dichloromethane (50 mL), washed with hydrochloric acid (1N), water, a saturated solution of NaHCO₃, a saturated NaCl solution and dried over Na₂SO₄. Evaporation of the solvent and recrystallisation of the crude product from methanol gave the title compound as pale yellow crystals (0.75 g) m.p.:268°–270° C.

INTERMEDIATE 81

(1R,3R)-Methyl 1,2,3,4-tetrahydro-2-[2-(benzyloxycarbonyl)-S-propyl]-1-(3,4-methylenedioxyphenyl)-9H-pyrido[3,4-b]indole-3-carboxylate

A solution of N-(benzyloxycarbonyl)-L-proline acid chloride (0.86 g, 3.2 mmol) in anhydrous dichloromethane (10 mL) was added dropwise to a stirred solution of intermediate 54 (0.91 g, 2.6 mmol) and triethylamine (0.44 mL, 3.2 mmol) in dichloromethane (20 mL) at -10° C. The mixture was stirred for 2 hours at -10° C. after which it was diluted with dichloromethane (60 mL), washed with hydrochloric acid (1N), water, a saturated solution of NaHCO₃, a saturated NaCl solution and dried over Na₂SO₄. Evaporation of the solvent and recrystallisation of the crude product from

22

methanol/water gave the title compound as pale yellow crystals (0.8 g) m.p.:115°–120° C.

INTERMEDIATE 82

(1R,3R)-Methyl 1,2,3,4-tetrahydro-2-(2-chloropropionyl)-1-(3,4-methylenedioxyphenyl)-9H-pyrido[3,4-b]indole-3-carboxylate

To a solution of (S)-(-)-2-chloropropionic acid (87 μL, 1 mmol) in anhydrous dichloromethane (15 mL), was added dicyclohexylcarbodiimide (0.23 g, 1.1 mmol). Intermediate 54 (0.35 g, 1 mmol) was then added and the mixture was stirred at room temperature for 20 hours. The formed precipitate of dicyclohexylurea was removed by filtration, the filtrate was evaporated in vacuo and the crude product was purified by flash chromatography eluting with toluene/ethyl acetate:95/5. The oily compound obtained was then crystallised from ether/hexane to give the title compound as pale yellow crystals (0.31 g) m.p.:125°–127° C.

INTERMEDIATE 83

(1R,3R)-Methyl 1,2,3,4-tetrahydro-2-(2-chloropropionyl)-1-(3,4-methylenedioxyphenyl)-9H-pyrido[3,4-b]indole-3-carboxylate

To a solution of (R)-(+)-2-chloropropionic acid (191 μL, 2.2 mmol) in anhydrous dichloromethane (30 mL), was added dicyclohexylcarbodiimide (0.45 g, 2.2 mol). Intermediate 54 (0.7 g, 2 mmol) was then added and the mixture was stirred at room temperature for 20 hours. The formed precipitate of dicyclohexylurea was removed by filtration, the filtrate was evaporated in vacuo and the crude product was purified by flash chromatography eluting with toluene/ethyl acetate:95/5. The oily compound obtained was then crystallised from ether/hexane to give the title compound as pale yellow crystals (0.74 g) m.p.:126°–128° C.

INTERMEDIATES 84 AND 85

(1R,3R)-Methyl 1,2,3,4-tetrahydro-1-(3,4-dibenzyloxyphenyl)-9H-pyrido[3,4-b]indole-3-carboxylate cis isomer and (1S, 3R)-methyl 1,2,3,4-tetrahydro-1-(3,4-dibenzyloxyphenyl)-9H-pyrido[3,4-b]indole-3-carboxylate trans isomer

The same method as described for intermediates 54 and 55 but starting from D-tryptophan methyl ester and 3,4-dibenzyloxybenzaldehyde gave intermediate 84, the cis isomer as an oily compound ¹H NMR (CDCl₃)δ(ppm):7.5–6.95 (m, 15H); 6.85 (s, 1H); 6.75 (s, 2H); 5.1 (s, 2H); 5 (br s, 1H); 4.95 (d, 2H 3.85 (dd, 1H); 3.7 (s, 3H); 3.2–2.8 (m, 2H); 2.3 (br s, 1H) and intermediate 85, the trans isomer as an oily compound ¹H NMR (CDCl₃)δ (ppm) 7.6–7 (m, 15H); 6.9–6.7 (m, 3H); 5.2 (br s, 1H); 5.1 (s, 2H); 5 (s, 2H); 3.8 (t, 1H); 3.65 (s, 3H); 3.3–3 (m, 2H); 2.25 (br s, 1H).

INTERMEDIATE 86

(6R,12aR)-2,3,6,7,12,12a-Hexahydro-6-(3,4-dibenzyloxyphenyl)-2-methyl-pyrazino[2',1':6,1]pyrido[3,4-b]indole-1,4-dione

The same two step procedure but starting from intermediate 84 and methylamine gave, after recrystallisation from dichloromethane/ether, the title compound as white crystals m.p.:158°–160° C., [α]_D²⁰ = +11.7° (c=1.23; CHCl₃).

INTERMEDIATE 87

Methyl 1,2,3,4-tetrahydro-1-(5-(2-methylisoindolinyl))-9H-pyrido[3,4-b]indole-3-carboxylate, mixture of (1R, 3R) and (1S, 3R) isomers

The same method, as described for intermediates 54 and 55, but starting from D-tryptophan methyl ester and

N-methylisindoline-5 carboxaldehyde gave intermediate 87 as an oily compound.

EXAMPLE 1

Cis-2,3,6,7,12,12a-hexahydro-2-methyl-6-(3,4-methylenedioxyphenyl)-pyrazino[2',1':6,1]pyrido[3,4-b]indole-1,4-dione

a) To a stirred solution of intermediate 1 (2 g) and NaHCO₃ (0.6 g) in anhydrous CHCl₃ (40 mL) was added dropwise chloroacetyl chloride (1.1 mL) at 0° C. The resulting mixture was stirred for 1 hour at the same temperature and diluted with CHCl₃. Water (20 mL) was then added dropwise with stirring to the mixture, followed by a saturated solution of NaHCO₃. The organic layer was washed with water until neutrality and dried over Na₂SO₄. After evaporation of the solvent under reduced pressure, cis-methyl 1,2,3,4-tetrahydro-2-chloroacetyl-1-(3,4-methylenedioxyphenyl)-9H-pyrido[3,4-b]indole-3-carboxylate was obtained as an oil which was crystallised from ether (2 g, m.p.:215°–218° C.) and was used without further purification in the next step.

b) To a stirred suspension of the chloroacetyl intermediate (0.34 g) in MeOH (20 mL) was added at ambient temperature a solution of methylamine (33% in EtOH) (0.37 mL) and the resulting mixture was heated at 50° C. under N₂ for 14 hours. The solvent was removed under reduced pressure and the residue was dissolved in CH₂Cl₂ (50 mL). After washing with water (3x30 mL), drying over Na₂SO₄ and evaporating to dryness, the residue was purified by flash chromatography eluting with CH₂Cl₂/MeOH (99/1) and recrystallised from MeOH to give the title compound as white crystals (0.19 g) m.p.:253°–255° C.

Analysis for C₂₂H₁₉N₃O₄: Calculated:C,67.86;H,4.92;N,10.79; Found:C,67.53;H,4.99;N,10.62%.

The following compounds were obtained in a similar manner:

EXAMPLE 2

Cis-2,3,6,7,12,12a-hexahydro-2-butyl-10-fluoro-6-(4-methoxyphenyl)-pyrazino[2',1':6,1]pyrido[3,4-b]indole-1,4-dione

The same two step procedure but starting from butylamine and intermediate 52 gave, after recrystallisation from ethanol, the title compound as white crystals m.p.:182° C.

Analysis for C₂₅H₂₆FN₃O₃ (0.1 H₂O): Calculated:C,68.67;H,6.04;N,9.61; Found:C,68.38;H,6.11;N,9.53%.

EXAMPLE 3

Trans-2,3,6,7,12,12a-hexahydro-2-methyl-6-(3,4-methylenedioxyphenyl)-pyrazino[2',1':6,1]pyrido[3,4-b]indole-1,4-dione

The same two step procedure but starting from methylamine and intermediate 2 gave, after recrystallisation from toluene, the title compound as white crystals m.p.:301°–303° C.

Analysis for C₂₂H₁₉N₃O₄: Calculated:C,67.86;H,4.92;N,10.79; Found:C,67.98;H,4.98;N,10.73%.

EXAMPLE 4

Cis-2,3,6,7,12,12a-hexahydro-6-(3,4-methylenedioxyphenyl)-pyrazino[2',1':6,1]pyrido[3,4-b]indole-1,4-dione

The same two step procedure but starting from ammonia and intermediate 1 gave, after recrystallisation from methanol, the title compound as white crystals

m.p.:283°–285° C.

Analysis for C₂₁H₁₇N₃O₄: Calculated:C,67.19;H,4.56;N,11.19; Found:C,67.04;H,4.49;N,11.10%.

EXAMPLE 5

Cis-2,3,6,7,12,12a-hexahydro-10-fluoro-6-(4-methoxyphenyl)-2-(2,2,2-trifluoroethyl)-pyrazino[2',1':6,1]pyrido[3,4-b]indole-1,4-dione

The same two step procedure but starting from 2,2,2-trifluoroethylamine and intermediate 52 gave, after recrystallisation from ethanol/diisopropyl ether, the title compound as white crystals m.p.:190° C.

Analysis for C₂₃H₁₉F₄N₃O₃: Calculated:C,59.87;H,4.15;N,9.11; Found:C,59.81;H,4.18;N,9.21%.

EXAMPLE 6

Cis-2,3,6,7,12,12a-hexahydro-10-fluoro-2-methyl-6-(3,4-methylenedioxyphenyl)-pyrazino[2',1':6,1]pyrido[3,4-b]indole-1,4-dione

The same two step procedure but starting from methylamine and intermediate 50 gave, after recrystallisation from ethanol, the title compound as white crystals m.p.:292° C.

Analysis for C₂₂H₁₈FN₃O₄: Calculated:C,64.86;H,4.45;N,10.31; Found:C,64.66;H,4.60;N,10.21%.

EXAMPLE 7

(6R,12aS)-2,3,6,7,12,12a-hexahydro-2-methyl-6-(3,4-methylenedioxyphenyl)-pyrazino[2',1':6,1]pyrido[3,4-b]indole-1,4-dione

The same two step procedure but starting from methylamine and the trans isomer of intermediate 56 gave, after recrystallisation from toluene, the title compound as white crystals m.p.:287°–289° C.

Analysis for C₂₂H₁₉N₃O₄ (0.25 toluene): Calculated:C,69.16;H,5.13;N,10.19; Found:C,69.09;H,5.14;N,10.19%. [α]_D²⁰ = -293.4° (C=1.28; CHCl₃).

EXAMPLE 8

(6S,12aR)-2,3,6,7,12,12a-hexahydro-2-methyl-6-(3,4-methylenedioxyphenyl)-pyrazino[2',1':6,1]pyrido[3,4-b]indole-1,4-dione

The same two step procedure but starting from methylamine and intermediate 55 gave, after recrystallisation from toluene, the title compound as white crystals m.p.:287° C.

Analysis for C₂₂H₁₉N₃O₄ (0.3 toluene): Calculated:C,69.41;H,5.17;N,10.08; Found:C,69.56;H,5.24;N,10.08%. [α]_D²⁰ = +297.9° (C=1.21; CHCl₃).

EXAMPLE 9

Cis-2,3,6,7,12,12a-hexahydro-2-[2-(2-pyridyl)-ethyl]-6-(3,4-methylenedioxyphenyl)-pyrazino[2',1':6,1]pyrido[3,4-b]indole-1,4-dione

The same two step procedure but starting from 2-(2-pyridyl)ethylamine and intermediate 1 gave, after recrystallisation from 2-propanol, the title compound as white crystals m.p.:218°–222° C.

Analysis for C₂₈H₂₄N₄O₄: Calculated:C,69.99;H,5.03;N,11.66; Found:C,69.92;H,5.16;N,11.48%.

25

EXAMPLE 10

Cis-2,3,6,7,12,12a-hexahydro-2-(2-pyridylmethyl)-6-(3,4-methylenedioxyphenyl)-pyrazino[2',1':6,1]pyrido[3,4-b]indole-1,4-dione

The same two step procedure but starting from 2-pyridylmethylamine and intermediate 1 gave, after recrystallisation from DMF/water, the title compound as cream crystals m.p.:285°–286° C.

Analysis for C₂₇H₂₂N₄O₄ (0.4 H₂O): Calculated: C, 68.46; H, 4.85; N, 11.83; Found: C, 68.58; H, 4.88; N, 11.90%.

EXAMPLE 11

Cis-2,3,6,7,12,12a-hexahydro-2-(3-pyridylmethyl)-6-(3,4-methylenedioxyphenyl)-pyrazino[2',1':6,1]pyrido[3,4-b]indole-1,4-dione

The same two step procedure but starting from 3-pyridylmethylamine and intermediate 1 gave, after recrystallisation from CH₂Cl₂/MeOH, the title compound as cream crystals m.p.:292°–293° C.

Analysis: C₂₇H₂₂N₄O₄: Calculated: C, 69.52; H, 4.75; N, 12.01; Found: C, 69.27; H, 4.74; N, 11.37%.

EXAMPLE 12

Cis-2,3,6,7,12,12a-hexahydro-2-(4-pyridylmethyl)-6-(3,4-methylenedioxyphenyl)-pyrazino[2',1':6,1]pyrido[3,4-b]indole-1,4-dione

The same two step procedure but starting from 4-pyridylmethylamine and intermediate 1 gave, after recrystallisation from MeOH, the title compound as pale yellow crystals m.p.:273°–274° C.

Analysis for C₂₇H₂₂N₄O₄ (1.8 H₂O): Calculated: C, 65.00; H, 5.17; N, 11.23; Found: C, 65.11; H, 4.85; N, 11.07%.

EXAMPLE 13

Cis-2,3,6,7,12,12a-hexahydro-2-ethyl-6-(3,4-methylenedioxyphenyl)-pyrazino[2',1':6,1]pyrido[3,4-b]indole-1,4-dione

The same two step procedure but starting from ethylamine and intermediate 1 gave, after recrystallisation from methanol, the title compound as white crystals m.p.:272°–274° C.

Analysis for C₂₃H₂₁N₃O₄: Calculated: C, 68.47; H, 5.25; N, 10.42; Found: C, 68.52; H, 5.35; N, 10.53%.

EXAMPLE 14

Cis-2,3,6,7,12,12a-hexahydro-2-(2,2,2-trifluoroethyl)-6-(3,4-methylenedioxyphenyl)-pyrazino[2',1':6,1]pyrido[3,4-b]indole-1,4-dione

The same two step procedure but starting from 2,2,2-trifluoroethylamine and intermediate 1 gave, after recrystallisation from EtOH, the title compound as white crystals m.p.:303° C.

Analysis for C₂₃H₁₈F₃N₃O₄: Calculated: C, 60.40; H, 3.97; N, 9.19; Found: C, 60.43; H, 4.15; N, 9.16%.

EXAMPLE 15

Cis-2,3,6,7,12,12a-hexahydro-6-(3,4-methylenedioxyphenyl)-2-propyl-pyrazino[2',1':6,1]pyrido[3,4-b]indole-1,4-dione

The same two step procedure but starting from propylamine and intermediate 1 gave, after recrystallisation from methanol, the title compound as white crystals

26

m.p.:270°–271° C.

Analysis for C₂₄H₂₃N₃O₄: Calculated: C, 69.05; H, 5.55; N, 10.07; Found: C, 69.22; H, 5.50; N, 9.80%.

EXAMPLE 16

Cis-2,3,6,7,12,12a-hexahydro-2-isopropyl-6-(3,4-methylenedioxyphenyl)-pyrazino[2',1':6,1]pyrido[3,4-b]indole-1,4-dione

The same two step procedure but starting from isopropylamine and intermediate 1 gave, after recrystallisation from methanol, the title compound as white crystals m.p.:248°–250° C.

Analysis for C₂₄H₂₃N₃O₄: Calculated: C, 69.05; H, 5.55; N, 10.07; Found: C, 68.86; H, 5.66; N, 10.21%.

EXAMPLE 17

Cis-2,3,6,7,12,12a-hexahydro-2-cyclopropyl-6-(3,4-methylenedioxyphenyl)-pyrazino[2',1':6,1]pyrido[3,4-b]indole-1,4-dione

The same two step procedure but starting from cyclopropylamine and intermediate 1 gave, after recrystallisation from methanol, the title compound as white crystals m.p.:290°–292° C.

Analysis for C₂₄H₂₁N₃O₄: Calculated: C, 69.39; H, 5.10; N, 10.11; Found: C, 69.11; H, 5.20; N, 9.94%.

EXAMPLE 18

Cis-2,3,6,7,12,12a-hexahydro-2-butyl-6-(3,4-methylenedioxyphenyl)-pyrazino[2',1':6,1]pyrido[3,4-b]indole-1,4-dione

The same two step procedure but starting from butylamine and intermediate 1 gave, after recrystallisation from methanol/water, the title compound as white crystals m.p.:241°–243° C.

Analysis for C₂₅H₂₅N₃O₄: Calculated: C, 69.59; H, 5.84; N, 9.74; Found: C, 69.77; H, 5.82; N, 9.81%.

EXAMPLE 19

Trans-2,3,6,7,12,12a-hexahydro-2-butyl-6-(3,4-methylenedioxyphenyl)-pyrazino[2',1':6,1]pyrido[3,4-b]indole-1,4-dione

The same two step procedure but starting from butylamine and intermediate 2 gave, after recrystallisation from toluene, the title compound as white crystals m.p.:243° C.

Analysis for C₂₅H₂₅N₃O₄: Calculated: C, 69.59; H, 5.84; N, 9.74; Found: C, 69.80; H, 5.78; N, 9.52%.

EXAMPLE 20

Cis-2,3,6,7,12,12a-hexahydro-2-cyclopropylmethyl-6-(3,4-methylenedioxyphenyl)-pyrazino[2',1':6,1]pyrido[3,4-b]indole-1,4-dione

The same two step procedure but starting from cyclopropylmethylamine and intermediate 1 gave, after recrystallisation from methanol, the title compound as white crystals m.p.:217°–218° C.

Analysis for C₂₅H₂₃N₃O₄: Calculated: C, 69.92; H, 5.40; N, 9.78; Found: C, 70.02; H, 5.47; N, 9.84%.

EXAMPLE 21

Cis-2,3,6,7,12,12a-hexahydro-2-cyclopentyl-6-(3,4-methylenedioxyphenyl)-pyrazino[2',1':6,1]pyrido[3,4-b]indole-1,4-dione

The same two step procedure but starting from cyclopentylamine and intermediate 1 gave, after recrystallisation from acetone, the title compound as white crystals m.p.:270° C.

Analysis for $C_{26}H_{23}N_3O_4$: Calculated: C, 70.41; H, 5.68; N, 9.47; Found: C, 70.58; H, 5.63; N, 9.38%.

EXAMPLE 22

Cis-2,3,6,7,12,12a-hexahydro-2-cyclohexyl-6-(3,4-methylenedioxyphenyl)-pyrazino[2',1':6,1]pyrido[3,4-b]indole-1,4-dione

The same two step procedure but starting from cyclohexylamine and intermediate 1 gave, after recrystallisation from methanol/water, the title compound as white crystals m.p.: 268°–269° C.

Analysis for $C_{26}H_{23}N_3O_4$: Calculated: C, 70.88; H, 5.95; N, 9.18; Found: C, 70.82; H, 5.89; N, 9.21%.

EXAMPLE 23

Cis-2,3,6,7,12,12a-hexahydro-2-benzyl-6-(3,4-methylenedioxyphenyl)-pyrazino[2',1':6,1]pyrido[3,4-b]indole-1,4-dione

The same two step procedure but starting from benzylamine and intermediate 1 gave, after recrystallisation from dichloromethane/hexane, the title compound as white crystals m.p.: 285°–287° C.

Analysis for $C_{28}H_{23}N_3O_4(1H_2O)$: Calculated: C, 69.55; H, 5.21; N, 8.69; Found: C, 69.30; H, 5.06; N, 8.48%.

EXAMPLE 24

Cis-2,3,6,7,12,12a-hexahydro-2-(4-fluorobenzyl)-6-(3,4-methylenedioxyphenyl)-pyrazino[2',1':6,1]pyrido[3,4-b]indole-1,4-dione

The same two step procedure but starting from 4-fluorobenzylamine and intermediate 1 gave, after recrystallisation from acetone, the title compound as white crystals m.p.: 281°–283° C.

Analysis for $C_{28}H_{23}FN_3O_4$: Calculated: C, 69.56; H, 4.59; F, 3.93; N, 8.69; Found: C, 69.54; H, 4.58; F, 3.82; N, 8.63%.

EXAMPLE 25

Cis-2,3,6,7,12,12a-hexahydro-6-(4-methoxyphenyl)-2-methyl-pyrazino[2',1':6,1]pyrido[3,4-b]indole-1,4-dione

The same two step procedure but starting from methylamine and intermediate 3 gave, after recrystallisation from 2-propanol, the title compound as white crystals m.p.: 257°–263° C.

Analysis for $C_{22}H_{21}N_3O_3$: Calculated: C, 70.38; H, 5.64; N, 11.19; Found: C, 70.11; H, 5.55; N, 11.15%.

EXAMPLE 26

Trans-2,3,6,7,12,12a-hexahydro-6-(4-methoxyphenyl)-2-methyl-pyrazino[2',1':6,1]pyrido[3,4-b]indole-1,4-dione

The same two step procedure but starting from methylamine and intermediate 4 gave, after recrystallisation from diisopropyl ether, the title compound as white crystals m.p.: 225°–228° C.

Analysis for $C_{22}H_{21}N_3O_3$: Calculated: C, 70.38; H, 5.64; N, 11.19; Found: C, 70.34; H, 5.77; N, 11.19%.

EXAMPLE 27

Cis-2,3,6,7,12,12a-hexahydro-2-ethyl-6-(4-methoxyphenyl)-pyrazino[2',1':6,1]pyrido[3,4-b]indole-1,4-dione

The same two step procedure but starting from ethylamine and intermediate 3 gave, after recrystallisation from methanol, the title compound as white crystals

m.p.: 245°–255° C.

Analysis for $C_{23}H_{23}N_3O_3$: Calculated: C, 70.93; H, 5.95; N, 10.79; Found: C, 70.74; H, 6.06; N, 10.87%.

EXAMPLE 28

Cis-2,3,6,7,12,12a-hexahydro-6-(4-methoxyphenyl)-2-(2,2,2-trifluoroethyl)pyrazino[2',1':6,1]pyrido[3,4-b]indole-1,4-dione

The same two step procedure but starting from 2,2,2-trifluoroethylamine and intermediate 3 gave, after recrystallisation from ethanol, the title compound as white crystals m.p.: 232° C.

Analysis for $C_{25}H_{20}F_3N_3O_3$: Calculated: C, 62.30; H, 4.55; N, 9.48; Found: C, 62.08; H, 4.66; N, 9.54%.

EXAMPLE 29

Cis-2,3,6,7,12,12a-hexahydro-2-butyl-6-(4-methoxyphenyl)-pyrazino[2',1':6,1]pyrido[3,4-b]indole-1,4-dione

The same two step procedure but starting from butylamine and intermediate 3 gave, after recrystallisation from methanol, the title compound as white crystals m.p.: 157° C.

Analysis for $C_{25}H_{27}N_3O_3(0.5 H_2O)$: Calculated: C, 70.40; H, 6.62; N, 9.85; Found: C, 70.25; H, 6.60; N, 9.83%.

EXAMPLE 30

Trans-2,3,6,7,12,12a-hexahydro-2-butyl-6-(4-methoxyphenyl)-pyrazino[2',1':6,1]pyrido[3,4-b]indole-1,4-dione

The same two step procedure but starting from butylamine and intermediate 4 gave, after recrystallisation from methanol, the title compound as white crystals m.p.: 212°–214° C.

Analysis for $C_{25}H_{27}N_3O_3$: Calculated: C, 71.92; H, 6.52; N, 10.06; Found: C, 71.81; H, 6.55; N, 10.03%.

EXAMPLE 31

Cis-2,3,6,7,12,12a-hexahydro-6-(4-methoxyphenyl)-2-cyclopropylmethyl-pyrazino[2',1':6,1]pyrido[3,4-b]indole-1,4-dione

The same two step procedure but starting from cyclopropylmethylamine and intermediate 3 gave, after recrystallisation from methanol, the title compound as white crystals m.p.: 180°–185° C.

Analysis for $C_{25}H_{23}N_3O_3(0.5 H_2O)$: Calculated: C, 70.74; H, 6.17; N, 9.90; Found: C, 70.91; H, 6.16; N, 9.80%.

EXAMPLE 32

Cis-2,3,6,7,12,12a-hexahydro-2-benzyl-6-(4-methoxyphenyl)-pyrazino[2',1':6,1]pyrido[3,4-b]indole-1,4-dione

The same two step procedure but starting from benzylamine and intermediate 3 gave, after recrystallisation from acetone, the title compound as white crystals m.p.: 275°–279° C.

Analysis for $C_{28}H_{25}N_3O_3$: Calculated: C, 74.48; H, 5.58; N, 9.31; Found: C, 74.53; H, 5.60; N, 9.20%.

EXAMPLE 33

Cis-2,3,6,7,12,12a-hexahydro-6-(3-methoxyphenyl)-2-methyl-pyrazino[2',1':6,1]pyrido[3,4-b]indole-1,4-dione

The same two step procedure but starting from methylamine and intermediate 5 gave, after recrystallisation from methanol, the title compound as white crystals

29

m.p.:267°–269° C.

Analysis for $C_{22}H_{21}N_3O_3$: Calculated: C,70.38;H,5.64;N,11.19; Found: C,70.32;H,5.59;N,11.25%.

EXAMPLE 34

Cis-2,3,6,7,12,12a-hexahydro-6-(4-ethoxyphenyl)-2-methyl-pyrazino[2',1':6,1]pyrido[3,4-b]indole-1,4-dione

The same two step procedure but starting from methylamine and intermediate 6 gave, after recrystallisation from methanol, the title compound as white crystals
m.p.:247°–248° C.

Analysis for $C_{23}H_{23}N_3O_3$: Calculated: C,70.93;H,5.95;N,10.79; Found: C,71.23;H,5.95;N,10.63%.

EXAMPLE 35

Cis-2,3,6,7,12,12a-hexahydro-6-(4-ethoxyphenyl)-2-cyclopropylmethyl-pyrazino[2',1':6,1]pyrido[3,4-b]indole-1,4-dione

The same two step procedure but starting from cyclopropylmethylamine and intermediate 6 gave, after recrystallisation from 2-propanol, the title compound as white crystals
m.p.:160°–162° C.

Analysis for $C_{23}H_{27}N_3O_3$: Calculated: C,72.71;H,6.34;N,9.78; Found: C,72.28;H,6.39;N,9.71%.

EXAMPLE 36

Cis-2,3,6,7,12,12a-hexahydro-6-(2,3-dihydrobenzo[b]furan-5-yl)-2-methyl-pyrazino[2',1':6,1]pyrido[3,4-b]indole-1,4-dione

The same two step procedure but starting from methylamine and intermediate 8 gave, after recrystallisation from methanol, the title compound as white crystals
m.p.:292°–294° C.

Analysis for $C_{23}H_{21}N_3O_3$: Calculated: C,71.30;H,5.46;N,10.85; Found: C,71.15;H,5.56;N,10.84%.

EXAMPLE 37

Cis-2,3,6,7,12,12a-hexahydro-6-(2,3-dihydrobenzo[b]furan-5-yl)-2-cyclopropylmethyl-pyrazino[2',1':6,1]pyrido[3,4b]indole-1,4-dione

The same two step procedure but starting from cyclopropylmethylamine and intermediate 8 gave, after recrystallisation from methanol, the title compound as white crystals
m.p.:165°–166° C.

Analysis for $C_{26}H_{25}N_3O_3$: Calculated: C,73.05;H,5.89;N,9.83; Found: C,73.08;H,5.97;N,9.87%.

EXAMPLE 38

Cis-2,3,6,7,12,12a-hexahydro-6-(3,4-ethylenedioxyphenyl)-2-methyl-pyrazino[2',1':6,1]pyrido[3,4-b]indole-1,4-dione

The same two step procedure but starting from methylamine and intermediate 10 gave, after recrystallisation from acetone, the title compound as white crystals
m.p.:303°–305° C.

Analysis for $C_{23}H_{21}N_3O_4$: Calculated: C,68.47;H,5.25;N,10.42; Found: C,68.35;H,5.31 ;N,10.27%.

EXAMPLE 39

Cis-2,3,6,7,12,12a-hexahydro-6-(3,4-ethylenedioxyphenyl)-2-cyclopropylmethyl-pyrazino[2',1':6,1]pyrido[3,4-b]indole-1,4-dione

The same two step procedure but starting from cyclopropylmethylamine and intermediate 10 gave, after recrystalli-

30

sation from dichloromethane/ether, the title compound as white crystals m.p.:288°–290° C.

Analysis for $C_{26}H_{25}N_3O_4$: Calculated: C,70.41 ;H,5.68;N,9.47; Found: C,70.15;H,5.62;N,9.30%.

EXAMPLE 40

Cis-2,3,6,7,12,12a-hexahydro-2-butyl-6-(2-chlorophenyl)-pyrazino[2',1':6,1]pyrido[3,4-b]indole-1,4-dione

The same two step procedure but starting from butylamine and intermediate 12 gave, after recrystallisation from methanol/water, the title compound as white crystals
m.p.:146° C.

Analysis for $C_{24}H_{24}ClN_3O_2$ (0.75 H₂O): Calculated: C,66.20;H,5.90;N,9.65; Found: C,66.15;H,5.95;N,9.69%.

EXAMPLE 41

Cis-2,3,6,7,12,12a-hexahydro-6-(4-chlorophenyl)-2-methyl-pyrazino[2',1':6,1]pyrido[3,4-b]indole-1,4-dione

The same two step procedure but starting from methylamine and intermediate 13 gave, after recrystallisation from methanol, the title compound as white crystals
m.p.:274° C.

Analysis for $C_{21}H_{18}ClN_3O_2$ (0.25 H₂O): Calculated: C,65.63;H,4.85;N,10.93; Found: C,65.39;H,4.84;N,10.85%.

EXAMPLE 42

Cis-2,3,6,7,12,12a-hexahydro-2-butyl-6-(4-chlorophenyl)-pyrazino[2',1':6,1]pyrido[3,4-b]indole-1,4-dione

The same two step procedure but starting from butylamine and intermediate 13 gave, after recrystallisation from ethanol/water, the title compound as white crystals
m.p.:164°–166° C.

Analysis for $C_{24}H_{24}ClN_3O_2$: Calculated: C,68.32;H,5.73; Cl, 8.40;N,9.96; Found: C,68.48;H,5.64; Cl, 8.37;N,9.99%.

EXAMPLE 43

Cis-2,3,6,7,12,12a-hexahydro-6-(3,4-dichlorophenyl)-2-methyl-pyrazino[2',1':6,1]pyrido[3,4-b]indole-1,4-dione

The same two step procedure but starting from methylamine and intermediate 15 gave, after recrystallisation from ethanol/DMF, the title compound as white crystals
m.p.:>260° C.

Analysis for $C_{21}H_{17}Cl_2N_3O_2$ (0.5 H₂O): Calculated: C,59.39;H,4.29;N,9.93; Found: C,59.32;H,4.16;N,9.99%.

EXAMPLE 44

Cis-2,3,6,7,12,12a-hexahydro-2-butyl-6-phenyl-pyrazino[2',1':6,1]pyrido[3,4-b]indole-1,4-dione

The same two step procedure but starting from butylamine and cis-methyl 1,2,3,4-tetrahydro-1phenyl-9H-pyrido[3,4-b]indole-3-carboxylate¹ gave, after recrystallisation from methanol/water, the title compound as white crystals
m.p.: 243°–245° C.

Analysis for $C_{24}H_{25}N_3O_2$: Calculated: C,74.39;H,6.50;N,10.84; Found: C,74.54;H,6.51 ;N,10.86%.

1. D. Soerens et al., J. Org. Chem. 44, 535–545 (1979).

31

EXAMPLE 45

Cis-2,3,6,7,12,12a-hexahydro-2-benzyl-6-phenyl-pyrazino[2',1':6,1]pyrido[3,4-b]indole-1,4-dione

The same two step procedure but starting from benzylamine and cis-methyl-1,2,3,4-tetrahydro-1-phenyl-9H-pyrido[3,4-b]indole-3-carboxylate gave, after recrystallisation from methanol, the title compound as white crystals m.p.:193–195° C.

Analysis for $C_{27}H_{23}N_3O_2$: Calculated:C,76.94;H,5.50;N,9.97; Found:C,77.23;H,5.54;N,9.97%.

EXAMPLE 46

Trans-2,3,6,7,12,12a-hexahydro-2-benzyl-6-phenyl-pyrazino[2',1':6,1]pyrido[3,4-b]indole-1,4-dione

The same two step procedure but starting from benzylamine and cis-methyl-1,2,3,4-tetrahydro-1-phenyl-9H-pyrido[3,4-b]indole-3-carboxylate gave, after recrystallisation from methanol, the title compound as white crystals m.p.: 284° C.

Analysis for $C_{27}H_{23}N_3O_2$: Calculated:C,76.94;H,5.50;N,9.97; Found:C,76.88;H,5.45;N,9.89%.

EXAMPLE 47

Cis-2,3,6,7,12,12a-hexahydro-2-methyl-6-(1,2,3,4-tetrahydro-6-naphthyl)-pyrazino[2',1':6,1]pyrido[3,4-b]indole-1,4-dione

The same two step procedure but starting from methylamine and intermediate 17 gave, after recrystallisation from methanol, the title compound as white crystals m.p.:>260° C.

Analysis for $C_{25}H_{25}N_3O_2$: Calculated:C,75.16;H,6.31;N,10.52; Found:C,74.93;H,6.43;N,10.63%.

EXAMPLE 48

Cis-2,3,6,7,12,12a-hexahydro-2-isopropyl-6-(1,2,3,4-tetrahydro-6-naphthyl)-pyrazino[2',1':6,1]pyrido[3,4-b]indole-1,4-dione

The same two step procedure but starting from isopropylamine and intermediate 17 gave, after recrystallisation from the title compound as off-white crystals m.p.:244–246° C.

Analysis for $C_{27}H_{29}N_3O_2$ (0.25 H₂O): Calculated:C,75.06;H,6.88;N,9.73; Found:C,75.00;H,6.83;N,9.69%.

EXAMPLE 49

Cis-2,3,6,7,12,12a-hexahydro-2-cyclopropylmethyl-6-(1,2,3,4-tetrahydro-6-naphthyl)-pyrazino[2',1':6,1]pyrido[3,4-b]indole-1,4-dione

The same two step procedure but starting from cyclopropylmethylamine and intermediate 17 gave, after recrystallisation from ethanol/pentane, the title compound as white crystals m.p.:125° C.

Analysis for $C_{28}H_{29}N_3O_2$ (0.25 H₂O): Calculated:C,75.73;H,6.70;N,9.46; Found:C,75.45;H,6.86;N,9.14%.

EXAMPLE 50

Cis-2,3,6,7,12,12a-hexahydro-2-methyl-6-(2-naphthyl)-pyrazino[2',1':6,1]pyrido[3,4-b]indole-1,4-dione

The same two step procedure but starting from methylamine and intermediate 18 gave, after recrystallisation from

32

dichloromethane/methanol, the title compound as white crystals m.p.:>260° C.

Analysis for $C_{25}H_{21}N_3O_2$ (0.25 H₂O): Calculated:C,75.08;H,5.42;N,10.51; Found:C,75.35;H,5.42;N,10.49%.

EXAMPLE 51

Cis-2,3,6,7,12,12a-hexahydro-2-butyl-6-(2-thienyl)-pyrazino[2',1':6,1]pyrido[3,4-b]indole-1,4-dione

The same two step procedure but starting from butylamine and intermediate 20 gave, after recrystallisation from ethanol, the title compound as white crystals m.p.:226° C.

Analysis for $C_{22}H_{23}N_3O_2S$: Calculated:C,67.15;H,5.89;N,10.68; Found:C,67.39;H,5.88;N,10.77%.

EXAMPLE 52

Cis-2,3,6,7,12,12a-hexahydro-6-(5-bromo-2-thienyl)-2-methyl-pyrazino[2',1':6,1]pyrido[3,4-b]indole-1,4-dione

The same two step procedure but starting from methylamine and intermediate 24 gave, after recrystallisation from ethanol, the title compound as a cream powder m.p.:258° C.

Analysis for $C_{19}H_{16}BrN_3O_2S$: Calculated:C,53.03;H,3.75;N,9.76; Found:C,53.01;H,3.78;N,9.69%.

EXAMPLE 53

Cis-2,3,6,7,12,12a-hexahydro-6-(4-bromo-2-thienyl)-2-methyl-pyrazino[2',1':6,1]pyrido[3,4-b]indole-1,4-dione

The same two step procedure but starting from methylamine and intermediate 26 gave, after recrystallisation from ethanol, the title compound as white crystals m.p.:292° C.

Analysis for $C_{19}H_{16}BrN_3O_2S$ (0.25 H₂O): Calculated:C,52.48;H,3.82;N,9.66; Found:C,52.46;H,3.81;N,9.60%.

EXAMPLE 54

Cis-2,3,6,7,12,12a-hexahydro-6-(5-bromo-2-thienyl)-2-cyclopropylmethyl-pyrazino[2',1':6,1]pyrido[3,4-b]indole-1,4-dione

The same two step procedure but starting from cyclopropylmethylamine and intermediate 24 gave, after recrystallisation from ethanol, the title compound as white crystals m.p.:190° C.

Analysis for $C_{22}H_{20}BrN_3O_2S$: Calculated:C,56.18;H,4.29;N,8.93; Found:C,55.92;H,4.28;N,8.74%.

EXAMPLE 55

Cis-2,3,6,7,12,12a-hexahydro-6-(5-bromo-2-thienyl)-2-cyclopentyl-pyrazino[2',1':6,1]pyrido[3,4-b]indole-1,4-dione

The same two step procedure but starting from cyclopentylamine and intermediate 24 gave, after recrystallisation from ethanol, the title compound as white crystals m.p.:252° C.

Analysis for $C_{23}H_{22}BrN_3O_2S$: Calculated:C,57.03;H,4.58;N,8.67; Found:C,56.87;H,4.66;N,8.68%.

EXAMPLE 56

Cis-2,3,6,7,12,12a-hexahydro-2-methyl-6-(5-methyl-2-thienyl)-pyrazino[2',1':6,1]pyrido[3,4-b]indole-1,4-dione

The same two step procedure but starting from methylamine and the cis isomer of intermediate 66 gave, after

33

recrystallisation from ethanol, the title compound as white crystals m.p.:282° C.

Analysis for $C_{20}H_{19}N_3O_2S$ (0.25 H_2O): Calculated:C, 64.93;H,5.31;N,11.36; Found:C,64.84;H,5.28;N,10.81%.

EXAMPLE 57

Cis-2,3,6,7,12,12a-hexahydro-2-methyl-6-(3-thienyl)-pyrazino[2',1':6,1]pyrido[3,4-b]indole-1,4-dione

The same two step procedure but starting from methylamine and intermediate 22 gave, after recrystallisation from acetone, the title compound as white crystals m.p.:290°–295° C.

Analysis for $C_{19}H_{17}N_3O_2S$: Calculated:C,64.94;H,4.88;N,11.96; Found:C,64.81;H,4.95;N,11.68%.

EXAMPLE 58

Cis-2,3,6,7,12,12a-hexahydro-2-butyl-6-(3-thienyl)-pyrazino[2',1':6,1]pyrido[3,4-b]indole-1,4-dione

The same two step procedure but starting from butylamine and intermediate 22 gave, after recrystallisation from methanol, the title compound as white crystals m.p.:236°–239° C.

Analysis for $C_{22}H_{23}N_3O_2S$: Calculated:C,67.15;H,5.89;N,10.68;S,8.15; Found:C,67.42;H,5.76;N,10.57;S,8.01%.

EXAMPLE 59

Cis-2,3,6,7,12,12a-hexahydro-2-methyl-6-(3-furyl)-pyrazino[2',1':6,1]pyrido[3,4-b]indole-1,4-dione

The same two step procedure but starting from methylamine and the cis isomer of intermediate 28 gave, after recrystallisation from ether, the title compound as a white solid m.p.:250° C.

Analysis for $C_{19}H_{17}N_3O_3$ (0.5 H_2O): Calculated:C, 66.27;H,5.27;N,12.20; Found:C,66.33;H,5.48;N,12.02%.

EXAMPLE 60

Cis-2,3,6,7,12,12a-hexahydro-2-methyl-6-(5-methyl-2-furyl)-pyrazino[2',1':6,1]pyrido[3,4-b]indole-1,4-dione

The same two step procedure but starting from methylamine and intermediate 29 gave, after recrystallisation from ethanol, the title compound as a cream powder m.p.:303° C.

Analysis for $C_{20}H_{19}N_3O_3$ (0.25 H_2O): Calculated:C, 67.88;H,5.55;N,11.87; Found:C,67.90;H,5.50;N,11.98%.

EXAMPLE 61

Cis-2,3,6,7,12,12a-hexahydro-2-methyl-6-(4-methylphenyl)-pyrazino[2',1':6,1]pyrido[3,4-b]indole-1,4-dione

The same two step procedure but starting from methylamine and intermediate 31 gave, after recrystallisation from ethanol, the title compound as white crystals m.p.:>260° C.

Analysis for $C_{22}H_{21}N_3O_2$ (0.25 H_2O): Calculated:C, 72.61 ;H,5.95;N,11.55; Found:C,72.73;H,5.96;N,11.59%.

EXAMPLE 62

Cis-2,3,6,7,12,12a-hexahydro-2-isopropyl-6-(4-methylphenyl)-pyrazino[2',1':6,1]pyrido[3,4-b]indole-1,4-dione

The same two step procedure but starting from isopropylamine and intermediate 31 gave, after recrystallisation from the title compound as white crystals m.p.:170° C.

34

Analysis for $C_{24}H_{25}N_3O_2$ (0.5 H_2O): Calculated:C, 72.70;H,6.61;N,10.60; Found:C,73.06;H,6.43;N,9.66%.

EXAMPLE 63

Cis-2,3,6,7,12,12a-hexahydro-2-butyl-6-(4-methylphenyl)-pyrazino[2',1':6,1]pyrido[3,4-b]indole-1,4-dione

The same two step procedure but starting from butylamine and intermediate 31 gave, after recrystallisation from methanol, the title compound as white crystals m.p.:194° C.

Analysis for $C_{25}H_{27}N_3O_2$ (0.5 H_2O): Calculated:C, 73.15;H,6.87;N,10.24; Found:C,73.01 ;H,6.84.N,10.26%.

EXAMPLE 64

Cis-2,3,6,7,12,12a-hexahydro-2-cyclopropylmethyl-6-(4-methylphenyl)-pyrazino[2',1':6,1]pyrido[3,4-b]indole-1,4-dione

The same two step procedure but starting from cyclopropylmethylamine and intermediate 31 gave, after recrystallisation from methanol/water, the title compound as white crystals m.p.:194° C.

Analysis for $C_{25}H_{25}N_3O_2$ (1.1 H_2O): Calculated:C, 71.61;H,6.54;N,10.02; Found:C,71.42.H,6.07;N,9.95%.

EXAMPLE 65

Cis-2,3,6,7,12,12a-hexahydro-2-methyl-6-(3-methylphenyl)-pyrazino[2',1':6,1]pyrido[3,4-b]indole-1,4-dione

The same two step procedure but starting from methylamine and intermediate 33 gave, after recrystallisation from ethanol, the title compound as white crystals m.p.:>260° C.

Analysis for $C_{22}H_{21}N_3O_2$: Calculated:C,73.52;H,5.89;N,11.69; Found:C,73.60;H,5.97;N,11.66%.

EXAMPLE 66

Cis-2,3,6,7,12,12a-hexahydro-2-butyl-6-(4-trifluoromethylphenyl)-pyrazino[2',1':6,1]pyrido[3,4-b]indole-1,4-dione

The same two step procedure but starting from butylamine and intermediate 35 gave, after recrystallisation from methanol/water, the title compound as white crystals m.p.:155° C.

Analysis for $C_{25}H_{24}F_3N_3O_2$ (0.5 H_2O): Calculated:C, 64.65;H,5.43;N,9.05; Found:C,64.78;H,5.40;N,9.01%.

EXAMPLE 67

Cis-2,3,6,7,12,12a-hexahydro-2-methyl-6-(4-trifluoromethoxyphenyl)-pyrazino[2',1':6,1]pyrido[3,4-b]indole-1,4-dione

The same two step procedure but starting from methylamine and the cis isomer of intermediate 65 gave, after recrystallisation from methanol, the title compound as white crystals m.p.:174°–180° C.

Analysis for $C_{22}H_{18}F_3N_3O_3$ (0.5 H_2O): Calculated:C, 60.27;H,4.37;N,9.58; Found:C,60.24;H,4.28;N,9.50%.

EXAMPLE 68

Cis-2,3,6,7,12,12a-hexahydro-2-methyl-6-(4-hydroxyphenyl)-pyrazino[2',1':6,1]pyrido[3,4-b]indole-1,4-dione

The same two step procedure but starting from methylamine and intermediate 39 gave, after recrystallisation from

35

methanol, the title compound as yellow crystals m.p.:179°–180° C.

Analysis for $C_{21}H_{19}N_3O_3(1.25 H_2O)$: Calculated: C, 65.70; H, 5.64; N, 10.94; Found: C, 65.46; H, 5.45; N, 10.92%.

EXAMPLE 69

Cis-2,3,6,7,12,12a-hexahydro-6-(3-hydroxy-4-methoxyphenyl)-2-methyl-pyrazino[2',1':6,1]pyrido[3,4-b]indole-1,4-dione

The same two step procedure but starting from methylamine and intermediate 40 gave, after recrystallisation from ethanol, the title compound as white crystals m.p.:320° C.

Analysis for $C_{22}H_{21}N_3O_4(0.25 H_2O)$: Calculated: C, 66.74; H, 5.47; N, 10.61; Found: C, 66.72; H, 5.46; N, 10.53%.

EXAMPLE 70

Cis-2,3,6,7,12,12a-hexahydro-6-(4-hydroxy-3-methoxyphenyl)-2-methyl-pyrazino[2',1':6,1]pyrido[3,4-b]indole-1,4-dione

The same two step procedure but starting from methylamine and intermediate 41 gave, after recrystallisation from dichloromethane/ethanol, the title compound as yellow crystals m.p.:264°–265° C.

Analysis for $C_{22}H_{21}N_3O_4$: Calculated: C, 67.51; H, 5.41; N, 10.74; Found: C, 67.05; H, 5.41; N, 10.62%.

EXAMPLE 71

Cis-2,3,6,7,12,12a-hexahydro-2-butyl-6-(4-cyanophenyl)-pyrazino[2',1':6,1]pyrido[3,4-b]indole-1,4-dione

The same two step procedure but starting from butylamine and intermediate 37 gave, after recrystallisation from methanol/water, the title compound as white crystals m.p.:246° C.

Analysis for $C_{25}H_{24}N_4O_2(1 H_2O)$: Calculated: C, 69.75; H, 6.09; N, 13.01; Found: C, 69.50; H, 5.96; N, 12.86%.

EXAMPLE 72

Cis-2,3,6,7,12,12a-hexahydro-6-(4-ethylphenyl)-2-isopropyl-pyrazino[2',1':6,1]pyrido[3,4-b]indole-1,4-dione

The same two step procedure but starting from isopropylamine and the cis isomer of intermediate 42 gave, after recrystallisation from n-pentane, the title compound as white crystals m.p.:130° C.

Analysis for $C_{25}H_{27}N_3O_2(0.5 H_2O)$: Calculated: C, 73.15; H, 6.87; N, 10.24; Found: C, 73.39; H, 7.08; N, 9.81%.

EXAMPLE 73

Cis-2,3,6,7,12,12a-hexahydro-6-(4-ethylphenyl)-2-cyclopropylmethyl-pyrazino[2',1':6,1]pyrido[3,4-b]indole-1,4-dione

The same two step procedure but starting from cyclopropylmethylamine and the cis isomer of intermediate 42 gave, after recrystallisation from ethanol, the title compound as white crystals m.p.:160° C.

Analysis for $C_{26}H_{27}N_3O_2$: Calculated: C, 75.52; H, 6.58; N, 10.16; Found: C, 75.54; H, 6.62; N, 10.08%.

36

EXAMPLE 74

Cis-2,3,6,7,12,12a-hexahydro-6-(4-isopropylphenyl)-2-methyl-pyrazino[2',1':6,1]pyrido[3,4-b]indole-1,4-dione

The same two step procedure but starting from methylamine and intermediate 43 gave, after recrystallisation from ethanol, the title compound as white crystals m.p.:244° C.

Analysis for $C_{24}H_{25}N_3O_2$: Calculated: C, 74.39; H, 6.50; N, 10.84; Found: C, 74.27; H, 6.53; N, 11.05%.

EXAMPLE 75

Cis-2,3,6,7,12,12a-hexahydro-2-butyl-6-(4-nitrophenyl)-pyrazino[2',1':6,1]pyrido[3,4-b]indole-1,4-dione

The same two step procedure but starting from butylamine and intermediate 45 gave, after recrystallisation from methanol, the title compound as white crystals m.p.:182° C.

Analysis for $C_{24}H_{24}N_4O_4(0.25 H_2O)$: Calculated: C, 65.97; H, 5.65; N, 12.82; Found: C, 65.92; H, 5.62; N, 12.96%.

EXAMPLE 76

Cis-2,3,6,7,12,12a-hexahydro-6-(4-dimethylaminophenyl)-2-methyl-pyrazino[2',1':6,1]pyrido[3,4-b]indole-1,4-dione

The same two step procedure but starting from methylamine and the cis isomer of intermediate 47 gave after recrystallisation from methanol, the title compound as white crystals m.p.:266° C.

Analysis for $C_{23}H_{24}N_4O_2$: Calculated: C, 71.11; H, 6.23; N, 14.42; Found: C, 71.19; H, 6.24; N, 14.34%.

EXAMPLE 77

Cis-2,3,6,7,12,12a-hexahydro-2-methyl-6-(3-pyridyl)-pyrazino[2',1':6,1]pyrido[3,4-b]indole-1,4-dione

The same two step procedure but starting from methylamine and intermediate 48 gave after recrystallisation from chloroform, the title compound as white crystals m.p.:312° C.

Analysis for $C_{20}H_{18}N_4O_2$: Calculated: C, 69.35; H, 5.24; N, 16.17; Found: C, 69.08; H, 5.20; N, 16.19%.

EXAMPLE 78

(6R,12aR)-2,3,6,7,12,12a-Hexahydro-2-methyl-6-(3,4-methylenedioxyphenyl)-pyrazino[2',1':6,1]pyrido[3,4-b]indole-1,4-dione

a) To a stirred solution of intermediate 54 (0.5 g) and $NaHCO_3$ (0.14 g) in anhydrous $CHCl_3$ (20 mL) was added dropwise chloroacetyl chloride (0.27 mL) at 0° C. The resulting mixture was stirred for 1 hour at the same temperature and diluted with $CHCl_3$ (20 mL). Water (10 mL) was then added dropwise with stirring to the mixture, followed by a saturated solution of $NaHCO_3$. The organic layer was washed with water until neutrality and dried over Na_2SO_4 . After evaporation of the solvent under reduced pressure, (6R, 12aR)-methyl-1,2,3,4-tetrahydro-2-chloroacetyl-1-(3,4-methylenedioxyphenyl)-9H-pyrido[3,4-b]indole-3-carboxylate was obtained as an oil which was crystallised from ether to give a solid (0.38 g, m.p.:233° C.) which was used without further purification in the next step.

37

b) To a stirred suspension of the chloroacetyl intermediate (0.37 g) in MeOH (20 mL) was added at room temperature a solution of methylamine (33% in EtOH) (0.4 mL) and the resulting mixture was heated at 50° C. under N₂ for 16 hours. The solvent was removed under reduced pressure and the residue was dissolved in CH₂Cl₂ (50 mL). After washing with water (3×20 mL), drying over Na₂SO₄ and evaporating to dryness, the residue was purified by flash chromatography eluting with CH₂Cl₂/MeOH (99/1) and recrystallised from 2-propanol to give the title compound as white crystals (0.22 g) m.p.:302°–303° C.

Analysis for C₂₂H₁₉N₃O₄: Calculated:C,67.86;H,4.92;N,10.79; Found:C,67.77;H,4.92;N,10.74%.

$[\alpha]_D^{20} = +71.0^\circ$ (C=1.00; CHCl₃).

The following compounds were obtained in a similar manner:

EXAMPLE 79

(6R,12aR)-2,3,6,7,12,12a-Hexahydro-2-isopropyl-6-(3,4-methylenedioxyphenyl)-pyrazino[2',1':6,1]pyrido[3,4-b]indole-1,4-dione

The same two step procedure but starting from isopropylamine and intermediate 54 gave, after recrystallisation from methanol, the title compound as white crystals m.p.:290°–293° C.

Analysis for C₂₄H₂₃N₃O₄: Calculated:C,69.05;H,5.55;N,10.07; Found:C,69.06;H,5.49;N,10.12%.

$[\alpha]_D^{20} = +52.6^\circ$ (C=1.14; CHCl₃).

EXAMPLE 80

(6R,12aR)-2,3,6,7,12,12a-Hexahydro-2-butyl-6-(3,4-methylenedioxyphenyl)-pyrazino[2',1':6,1]pyrido[3,4-b]indole-1,4-dione

The same two step procedure but starting from butylamine and intermediate 54 gave, after recrystallisation from toluene/hexane, the title compound as white crystals m.p.:209°–210° C.

Analysis for C₂₅H₂₅N₃O₄: Calculated:C,69.59;H,5.84;N,9.74; Found:C,69.70;H,5.93;N,9.74%.

$[\alpha]_D^{20} = +50.2^\circ$ (C=0.53; CHCl₃).

EXAMPLE 81

(6R,12aR)-2,3,6,7,12,12a-Hexahydro-2-isobutyl-6-(3,4-methylenedioxyphenyl)-pyrazino[2',1':6,1]pyrido[3,4-b]indole-1,4-dione

The same two step procedure but starting from butylamine and intermediate 54 gave, after recrystallisation from methanol, the title compound as white crystals m.p.:227°–228° C.

Analysis for C₂₅H₂₅N₃O₄: Calculated:C,69.59;H,5.84;N,9.74; Found:C,69.52;H,5.87;N,9.74%.

$[\alpha]_D^{20} = +45^\circ$ (C=1.04; CHCl₃).

EXAMPLE 82

(6R,12aR)-2,3,6,7,12,12a-Hexahydro-2-cyclopentyl-6-(3,4-methylenedioxyphenyl)-pyrazino[2',1':6,1]pyrido[3,4-b]indole-1,4-dione

The same two step procedure but starting from cyclopentylamine and intermediate 54 gave, after recrystallisation from ether, the title compound as white crystals m.p.:237°–239° C.

38

Analysis for C₂₆H₂₅N₃O₄: Calculated:C,70.41;H,5.68;N,9.47; Found:C,70.13;H,5.67;N,9.42%.

$[\alpha]_D^{20} = +36.6^\circ$ (C=0.98; CHCl₃).

EXAMPLE 83

(6R,12aR)-2,3,6,7,12,12a-Hexahydro-6-(3,4-methylenedioxyphenyl)-2-cyclohexylmethyl-pyrazino[2',1':6,1]pyrido[3,4b]indole-1,4-dione

The same two step procedure but starting from cyclopentylamine and the cis isomer of intermediate 56 gave, after recrystallisation from 2-propanol the title compound as white crystals m.p.:209° C.

Analysis for C₂₈H₂₉N₃O₄: Calculated:C,71.32;H,6.20;N,8.91; Found:C,71.30;H,6.29;N,8.74%.

$[\alpha]_D^{20} = +40.0^\circ$ (C=0.99; CHCl₃).

EXAMPLE 84

(6R,12aR)-2,3,6,7,12,12a-Hexahydro-2-cyclopropylmethyl-6-(4-methoxyphenyl)-pyrazino[2',1':6,1]pyrido[3,4-b]indole-1,4-dione

The same two step procedure but starting from cyclopropylmethylamine and intermediate 57 gave, after recrystallisation from methanol, the title compound as white crystals m.p.:204°–205° C.

Analysis for C₂₅H₂₅N₃O₃ (0.5 H₂O): Calculated:C,70.74;H,6.17;N,9.90; Found:C,70.98;H,6.09;N,9.92%.

$[\alpha]_D^{20} = +54.1^\circ$ (C=1.03; CHCl₃).

EXAMPLE 85

(6R,12aR)-2,3,6,7,12,12a-Hexahydro-2-butyl-6-(4-methoxyphenyl)-pyrazino[2',1':6,1]pyrido[3,4-b]indole-1,4-dione

The same two step procedure but starting from butylamine and intermediate 57 gave, after recrystallisation from 2-propanol, the title compound as white crystals m.p.:183°–184° C.

Analysis for C₂₅H₂₇N₃O₃ (0.5 H₂O): Calculated:C,70.40;H,6.62;N,9.85; Found:C,70.55;H,6.64;N,9.92%.

$[\alpha]_D^{20} = +45.4^\circ$ (C=1.04; CHCl₃).

EXAMPLE 86

(6R,12aR)-2,3,6,7,12,12a-Hexahydro-2-cyclopentyl-6-(4-methoxyphenyl)-pyrazino[2',1':6,1]pyrido[3,4-b]indole-1,4-dione

The same two step procedure but starting from cyclopentylamine and intermediate 57 gave, after recrystallisation from ether, the title compound as white crystals m.p.:210°–211° C.

Analysis for C₂₆H₂₇N₃O₃: Calculated:C,72.71;H,6.34;N,9.78; Found:C,72.53;H,6.39;N,9.53%.

$[\alpha]_D^{20} = +29.8^\circ$ (C=1.07; CHCl₃).

EXAMPLE 87

(6R,12aR)-2,3,6,7,12,12a-Hexahydro-6-(3-chloro-4-methoxyphenyl)-2-cyclopropylmethyl-pyrazino[2',1':6,1]pyrido[3,4-b]indole-1,4-dione

The same two step procedure but starting from cyclopropylmethylamine and intermediate 59 gave, after recrystallisation from methanol, the title compound as white crystals m.p.:218°–219° C.

39

Analysis for $C_{25}H_{24}ClN_3O_3$ (0.25 H_2O): Calculated: C, 66.08; H, 5.43; N, 9.25; Cl, 7.80; Found: C, 66.11; H, 5.33; N, 9.03; Cl, 7.74%.

$[\alpha]_D^{20} = +49.4^\circ$ (C=1.03; $CHCl_3$).

EXAMPLE 88

(6R,12aR)-2,3,6,7,12,12a-Hexahydro-2-cyclopentyl-6-(3-chloro-4-methoxyphenyl)-pyrazino[2',1':6,1]pyrido[3,4-b]indole-1,4-dione

The same two step procedure but starting from cyclopentylamine and intermediate 59 gave, after recrystallisation from methanol, the title compound as white crystals m.p.:260°–262° C.

Analysis for $C_{26}H_{26}ClN_3O_3$: Calculated: C, 67.31; H, 5.65; Cl, 7.64; N, 9.06; Found: C, 66.98; H, 5.67; Cl, 8.06; N, 9.04%.

$[\alpha]_D^{20} = +27.60^\circ$ (C=1.05; $CHCl_3$).

EXAMPLE 89

(6R,12aR)-2,3,6,7,12,12a-Hexahydro-6-(3-chloro-4-methoxyphenyl)-2-methyl-pyrazino[2',1':6,1]pyrido[3,4-b]indole-1,4-dione

The same two step procedure but starting from methylamine and intermediate 59 gave, after recrystallisation from methanol, the title compound as white crystals m.p.:283°–284° C.

Analysis for $C_{22}H_{20}ClN_3O_3$: Calculated: C, 64.47; H, 4.92; Cl, 8.65; N, 10.25; Found: C, 64.49; H, 4.92; Cl, 8.33; N, 10.02%.

$[\alpha]_D^{20} = +61.3^\circ$ (C=1.00; $CHCl_3$).

EXAMPLE 90

(6R,12aR)-2,3,6,7,12,12a-Hexahydro-2-isopropyl-6-(3-chloro-4-methoxyphenyl)-pyrazino[2',1':6,1]pyrido[3,4-b]indole-1,4-dione

The same two step procedure but starting from isopropylamine and intermediate 59 gave, after recrystallisation from methanol, the title compound as white crystals m.p.:302°–304° C.

Analysis for $C_{24}H_{24}ClN_3O_3$: Calculated: C, 65.83; H, 5.52; N, 9.60; Found: C, 65.83; H, 5.57; N, 9.73%.

$[\alpha]_D^{20} = +39.8^\circ$ (C=0.95; $CHCl_3$).

EXAMPLE 91

(6R,12aR)-2,3,6,7,12,12a-Hexahydro-6-(2,3-dihydrobenzo[b]furan-5-yl)-2-methyl-pyrazino[2',1':6,1]pyrido[3,4-b]indole-1,4-dione

The same two step procedure but starting from methylamine and intermediate 61 gave, after recrystallisation from dichloromethane/methanol, the title compound as white crystals m.p.:288°–291° C.

Analysis for $C_{23}H_{21}N_3O_3$: Calculated: C, 71.30; H, 5.46; N, 10.85; Found: C, 71.27; H, 5.49; N, 10.96%.

$[\alpha]_D^{20} = +65.6^\circ$ (C=0.4; $CHCl_3$).

EXAMPLE 92

(6R,12aR)-2,3,6,7,12,12a-Hexahydro-6-(2,3-dihydrobenzo[b]furan-5-yl)-2-methylcyclopropyl-pyrazino[2',1':6,1]pyrido[3,4-b]indole-1,4-dione

The same two step procedure but starting from methylcyclopropylamine and intermediate 61 gave, after recrystal-

40

lisation from methanol, the title compound as white crystals m.p.:242°–244° C.

Analysis for $C_{26}H_{25}N_3O_3$: Calculated: C, 73.05; H, 5.89; N, 9.83; Found: C, 72.90; H, 5.93; N, 9.98%.

$[\alpha]_D^{20} = +55.4^\circ$ (C=0.99; $CHCl_3$).

EXAMPLE 93

(6R,12aR)-2,3,6,7,12,12a-Hexahydro-6-(5-indanyl)-2-methyl-pyrazino[2',1':6,1]pyrido[3,4-b]indole-1,4-dione

The same two step procedure but starting from methylamine and intermediate 63 gave, after recrystallisation from methanol, the title compound as white crystals m.p.:262° C.

Analysis for $C_{24}H_{23}N_3O_3$: Calculated: C, 74.78; H, 6.01; N, 10.90; Found: C, 74.65; H, 5.90; N, 10.67%.

$[\alpha]_D^{20} = +68.6^\circ$ (C=0.98; $CHCl_3$).

EXAMPLE 94

(6R,12aR)-2,3,6,7,12,12a-Hexahydro-6-(5-indanyl)-2-cyclopropylmethyl-pyrazino[2',1':6,1]pyrido[3,4-b]indole-1,4-dione

The same two step procedure but starting from cyclopropylmethylamine and intermediate 63 gave, after recrystallisation from methanol, the title compound as white crystals m.p.:176° C.

Analysis for $C_{27}H_{27}N_3O_2$ (0.25 H_2O): Calculated: C, 75.41; H, 6.45; N, 9.77; Found: C, 75.25; H, 6.51; N, 9.75%.

$[\alpha]_D^{20} = +57.9^\circ$ (C=1.00; $CHCl_3$).

EXAMPLE 95

(6R,12aR)-2,3,6,7,12,12a-Hexahydro-2-methyl-6-(3,4-methylenedioxyphenyl)-pyrazino[2',1':6,1-b]pyrido[3,4-b]indole-1,4-dione

To a stirred suspension of Intermediate 73 (12.5 g) in MeOH (400 ml) was added at room temperature a solution of methylamine (33% in EtOH) (13.7 ml) and the resulting mixture was heated at 50° C. under N_2 for 14 hours. The solvent was removed under reduced pressure and the residue was dissolved in CH_2Cl_2 (II). After washing with water (3x500 ml), drying over Na_2SO_4 and evaporating to dryness, the white solid obtained was recrystallised from 2-propanol to give the title compound as white needles (7.5 g).

mp:298°–300° C.

$[\alpha]_D^{20} = +71.3^\circ$ (c=0.55, $CHCl_3$).

Elemental analysis ($C_{22}H_{19}N_3O_4$) calculated: C, 67.86; H, 4.92; N, 10.79; found: C, 67.79; H, 4.95; N, 10.61%.

EXAMPLE 96

Cis-2,3,6,7,12,12a-hexahydro-2,10-dimethyl-6-(3,4-methylenedioxyphenyl)-pyrazino[2',1':6,1]pyrido[3,4-b]indole-1,4-dione

The same two step procedure as used to prepare Example 1, but starting from methylamine and the cis isomer of Intermediate 74, gave after recrystallisation from ethanol, the title compound as white crystals m.p.:275° C.

Analysis for $C_{23}H_{21}N_3O_4$ (0.4 H_2O): Calculated: C, 67.27; H, 5.35; N, 10.23; Found: C, 67.36; H, 5.21; N, 10.31%.

EXAMPLE 97

(6R,12aR)-2,3,6,7,12,12a-Hexahydro-2-(3,4-dimethoxybenzyl)-6-(3,4-methylenedioxyphenyl)-pyrazino[2',1':6,1]pyrido[3,4-b]indole-1,4-dione

The same two step procedure as used to prepare Example 78, but starting from veratrylamine and intermediate 54

41

gave, after recrystallisation from methanol, the title compound as white crystals m.p.:224°–226° C.

Analysis for $C_{30}H_{27}N_3O_6$: Calculated:C,68.56;H,5.18;N,8.00; Found:C,68.80;H,5.11;N,8.06%.

$[\alpha]_D^{20} = +43.9^\circ$ (C=1.02; $CHCl_3$).

EXAMPLE 98

Cis-2,3,6,7,12,12a-hexahydro-6-(4-aminophenyl)-2-butyl-pyrazino[2',1':6,1]pyrido[3,4-b]indole-1,4-dione

To a solution of Example 75 (1.5 g) in methanol (100 mL) was added $SnCl_2 \cdot H_2O$ (3.06) and the resulting mixture was heated at reflux for 8 hours. The mixture was cooled to ambient temperature, poured into ice and was adjusted to pH5 with 1N NaOH. The methanol was evaporated off and the residue was basified to pH11 with 1N NaOH and extracted with EtOAc (2x150 mL). After drying over Na_2SO_4 and evaporation of EtOAc, the resulting yellow powder was purified by radial chromatography eluting with CH_2Cl_2 to give the title compound as a white powder (550 mg) m.p.:192° C.

Analysis for $C_{24}H_{26}N_4O_2$ (1.3 H_2O): Calculated:C,67.68;H,6.77;N,13.15; Found:C,67.74;H,6.68;N,13.02%.

EXAMPLE 99

Cis-2,3,6,7,12,12a-hexahydro-6-(4-acetamidophenyl)-2-butyl-pyrazino[2',1':6,1]pyrido[3,4-b]indole-1,4-dione

To a solution of Example 98 (0.2 g) in THF (15 mL) was added triethylamine (76 μ L) and acetyl chloride (39 μ L) and the resulting solution was stirred at room temperature for 2 hours. After evaporation of THF, the resulting residue was taken up in CH_2Cl_2 (100 mL), washed with water (2x50 mL) and dried over Na_2SO_4 . After evaporation of CH_2Cl_2 , the resulting solid was recrystallised from MeOH/ H_2O to give the title compound as a cream powder (120 mg) m.p. : 246° C.

Analysis for $C_{26}H_{28}N_4O_3$: Calculated:C,70.25;H,6.35;N,12.60; Found:C,69.85;H,6.38;N,12.56%.

EXAMPLE 100

Cis-2,3,6,7,12,12a-hexahydro-2-butyl-6-(4-methylsulfonamidophenyl)-pyrazino[2',1':6,1]pyrido[3,4-b]indole-1,4-dione

To a solution of Example 98 (0.2 g) in THF (5 mL) was added triethylamine (228 μ L) and methanesulfonyl chloride (126 μ L) and the solution was heated at reflux for 6 hours. After evaporation of THF, the residue was taken up in CH_2Cl_2 , washed with water and dried over Na_2SO_4 . After evaporation of CH_2Cl_2 , the residue was purified by radial chromatography eluting with CH_2Cl_2 /MeOH (95/5) to give the title compound as a brown powder (30 mg) m.p.:188° C.

Analysis for $C_{25}H_{28}N_4O_4S$ (0.75 H_2O): Calculated:C,60.77;H,6.02;N,11.34; Found:C,60.61;H,6.02;N,10.82%.

EXAMPLE 101

(6R,12aR)-2,3,6,7,12,12a-Hexahydro-6-(3,4-methylenedioxyphenyl)-pyrazino[2',1':6,1]pyrido[3,4-b]indole-1,4-dione

The same two step procedure but starting from ammonia and intermediate 54 gave, after recrystallisation from methanol, the title compound as white crystals

42

m.p.:285°–290° C.

Analysis for $C_{21}H_{17}N_3O_4$: Calculated:C,67.19;H,4.56;N,11.19; Found:C,67.30;H,4.66;N,11.11%.

$[\alpha]_D^{20} = +88^\circ$ (c=0.48; pyridine).

EXAMPLE 102

(6R,12aR)-2,3,6,7,12,12a-Hexahydro-6-(3,4-methylenedioxyphenyl)-2-(2-propynyl)-pyrazino[2',1':6,1]pyrido[3,4-b]indole-1,4-dione

The same two step procedure but starting from propargylamine and intermediate 54 gave, after recrystallisation from acetone, the title compound as white crystals m.p.:271° C.

Analysis for $C_{24}H_{19}N_3O_4$: Calculated:C,69.72;H,4.63;N,10.16; Found:C,69.95;H,4.66;N,10.06%.

$[\alpha]_D^{20} = +51.7^\circ$ (c=0.49; $CHCl_3$).

EXAMPLE 103

(6R,12aR)-2,3,6,7,12,12a-Hexahydro-2-(3,4-methylenedioxyphenyl)-6-(3,4-methylenedioxyphenyl)-pyrazino[2',1':6,1]pyrido[3,4-b]indole-1,4-dione

The same two step procedure but starting from piperonylamine and intermediate 54 gave, after recrystallisation from methanol, the title compound as white

crystals m.p.:204°–206° C. Analysis for $C_{29}H_{23}N_3O_6$: Calculated:C,68.36;H,4.55;N,8.25; Found:C,68.25;H,4.49;N,8.41.

$[\alpha]_D^{20} = +43^\circ$ (c=1.01; $CHCl_3$).

EXAMPLE 104

(6R,12aR)-2,3,6,7,12,12a-Hexahydro-2-(3,4-dimethoxyphenethyl)-6-(3,4-methylenedioxyphenyl)-pyrazino[2',1':6,1]pyrido[3,4-b]indole-1,4-dione

The same two step procedure but starting from 3,4-dimethoxyphenethylamine and intermediate 54 gave, after recrystallisation from dichloromethane/ether, the title compound as white crystals m.p.:265°–266° C.

Analysis for $C_{31}H_{29}N_3O_6$: Calculated:C,69.00;H,5.42;N,7.79; Found:C,68.68;H,5.35;N,7.78%.

$[\alpha]_D^{20} = +38.3^\circ$ (c=1.12; $CHCl_3$).

EXAMPLE 105

(6R,12aR)-2,3,6,7,12,12a-Hexahydro-2-furfuryl-6-(3,4-methylenedioxyphenyl)-pyrazino[2',1':6,1]pyrido[3,4-b]indole-1,4-dione

The same two step procedure but starting from furfurylamine and intermediate 54 gave, after recrystallisation from methanol, the title compound as white crystals m.p. 219° C.

Analysis for $C_{26}H_{21}N_3O_5$: Calculated:C,68.56;H,4.65;N,9.23; Found:C,68.16;H,4.63;N,9.15%.

$[\alpha]_D^{20} = +58.1^\circ$ (c=1.2; $CHCl_3$).

EXAMPLE 106

(6R,12aR)-2,3,6,7,12,12a-Hexahydro-6-(3,4-methylenedioxyphenyl)-2-(2-thienylmethyl)-pyrazino[2',1':6,1]pyrido[3,4-b]indole-1,4-dione

The same two step procedure but starting from 2-thiophenemethylamine and intermediate 54 gave, after

43

recrystallisation from methanol/water, the title compound as white crystals m.p.:155°–157° C.

Analysis for C₂₆H₂₁N₃O₄S: Calculated:C,66.23;H,4.49;N,8.91;S,6.8; Found:C,66.13;H,4.54;N,9.12;S,6.78%.

$[\alpha]_D^{20} = +70.4^\circ$ (c=1.03; CHCl₃).

EXAMPLE 107

(6R,12aR)-2,3,6,7,12,12a-Hexahydro-6-(4-methoxyphenyl)-2-methyl-pyrazino[2',1':6,1]pyrido[3,4-b]indole-1,4-dione

The same two step procedure but starting from methylamine and intermediate 57 gave, after recrystallisation from methanol, the title compound as white crystals m.p.:285°–288° C.

Analysis for C₂₂H₂₁N₃O₃: Calculated:C,70.38;H,5.64;N,11.19; Found:C,70.31;H,5.69;N,11.29%.

$[\alpha]_D^{20} = +59^\circ$ (c=1.19; CHCl₃).

EXAMPLE 108

(6R,12aR)-2,3,6,7,12,12a-Hexahydro-2-ethyl-6-(4-methoxyphenyl)-pyrazino[2',1':6,1]pyrido[3,4-b]indole-1,4-dione

The same two step procedure but starting from ethylamine and intermediate 57 gave, after recrystallisation from methanol, the title compound as white crystals m.p.:277° C.

Analysis for C₂₃H₂₃N₃O₃: Calculated:C,70.93;H,5.95;N,10.79; Found:C,70.90;H,5.96;N,10.54%.

$[\alpha]_D^{20} = +52^\circ$ (c=1.28; CHCl₃).

EXAMPLE 109

(6R,12aR)-2,3,6,7,12,12a-hexahydro-6-(7-(4-methyl-3,4-dihydro-2H-benzo[1,4]oxazinyl))-2-methyl-pyrazino[2',1':6,1]pyrido[3,4-b]indole-1,4-dione

The same two step procedure but starting from intermediate 75 and methylamine gave, after recrystallisation from ethanol, the title compound as white crystals m.p.:285°–288° C.

Analysis for C₂₄H₂₄N₄O₃ (0.5H₂O): Calculated:C,67.75;H,5.92;N,13.17; Found:C,68.02;H,6.00;N,13.18%.

$[\alpha]_D^{20} = +71.7^\circ$ (c=1, pyridine).

EXAMPLE 110

(6R,12aR)-2,3,6,7,12,12a-Hexahydro-6-(5-(N-benzylindolinyl))-2-methyl-pyrazino[2',1':6,1]pyrido[3,4-b]indole-1,4-dione

The same two step procedure but starting from intermediate 77 and methylamine gave, after recrystallisation from dichloromethane/methanol, the title compound as white crystals m.p.:223°–225° C.

Analysis for C₃₀H₂₈N₄O₂: Calculated:C,75.61;H,5.92;N,11.76; Found:C,75.2;H,5.78;N,11.67%.

$[\alpha]_D^{20} = +20.4^\circ$ (c=0.5, CHCl₃).

EXAMPLE 111

(6R,12aR)-2,3,6,7,12,12a-Hexahydro-(5-indolinyl)-2-methyl-pyrazino[2',1':6,1]pyrido[3,4-b]indole-1,4-dione

A solution of Example 110 (1.05 g, 2.2 mmol) in methanol (100 mL) was hydrogenated in the presence of

44

10% Pd-C (100 mg) for 48 hours at room temperature. After removal of the catalyst, the solvent was evaporated in vacuo to leave a residue which was purified by flash chromatography eluting with dichloromethane/methanol:96/4. The solid obtained was recrystallised from dichloromethane/methanol to give the title compound (300 mg) as white crystals

m.p.:240° C.

Analysis for C₂₃H₂₂N₄O₂ (0.5H₂O): Calculated:C,69.86;H,5.86;N,14.17; Found:C,70.13;H,5.77;N,14.06%.

$[\alpha]_D^{20} = +55.9^\circ$ (C=1.18; pyridine).

EXAMPLE 112

Cis-2,3,6,7,12,12a-hexahydro-6-(4-ethylphenyl)-2-methyl-pyrazino[2',1':6,1]pyrido[3,4-b]indole-1,4-dione

The same two step procedure but starting from methylamine and the cis isomer of intermediate 42 gave, after recrystallisation from methanol, the title compound as white crystals m.p.:254° C.

Analysis for C₂₃H₂₃N₃O₂ (0.25 H₂O): Calculated:C,73.09;H,6.27;N,11.12; Found:C,73.03;H,6.18;N,11.36%.

EXAMPLE 113

(6R,12aR)-2,3,6,7,12,12a-Hexahydro-6-(4-carbomethoxyphenyl)-2-methyl-pyrazino[2',1':6,1]pyrido[3,4-b]indole-1,4-dione

The same two step procedure but starting from intermediate 78 (cis isomer) and methylamine gave, after recrystallisation from methanol, the title compound as white crystals m.p.:308°–312° C.

Analysis for C₂₃H₂₁N₃O₄: Calculated:C,68.47;H,5.25;N,10.42; Found:C,68.76;H,5.18;N,10.35%.

$[\alpha]_D^{20} = +97.7^\circ$ (c=1, pyridine).

EXAMPLE 114

(5aR,12R,14aR)-1,2,3,5a,6,11,12,14a-Octahydro-12-(3,4-methylenedioxyphenyl)-pyrrolo[1",2":4',5']pyrazino[2',1':6,1]pyrido[3,4-b]indole-5-1,4-dione

A solution of intermediate 80 (0.7 g, 1.2 mmol) in a mixture of methanol/THF (80/40 mL) was hydrogenated in the presence of 10% Pd-C (75 mg) for 48 hours at 40° C. After removal of the catalyst, the solvent was evaporated in vacuo to leave a residue, which was purified by flash chromatography eluting with dichloromethane/methanol:98/2. The white solid obtained was recrystallised from methanol to give the title compound (180 mg) as white crystals m.p.:284°–287° C.

Analysis for C₂₄H₂₁N₃O₄: Calculated:C,69.39;H,5.10;N,10.11; Found:C,69.47;H,5.11;N,9.97%.

$[\alpha]_D^{20} = +21.7^\circ$ (c=0.64, CHCl₃).

EXAMPLE 1.15

(5aR,12R,14aS)-1,2,5,6,11,12,14a-Octahydro-12-(3,4-methylenedioxyphenyl)-pyrrolo[1",2":4',5']pyrazino[2',1':6,1]pyrido[3,4-b]indole-5-1,4-dione

A solution of intermediate 81 (0.89 g, 1.37 mmol) in methanol (40 mL) was hydrogenated in the presence of 10% Pd-C (100 mg) for 5 h at 45° C. After removal of the catalyst the solvent was evaporated in vacuo to leave a residue,

45

which was purified by flash chromatography eluting with dichloromethane/methanol :98/2. The solid obtained was recrystallised from methanol to give the title compound (300 mg) as white crystals m.p.:302–304° C.

Analysis for $C_{24}H_{21}N_3O_4$: Calculated: C,69.39;H,5.10;N, 10.11; Found: C,69.35;H,5.11;N,10.10%.

$[\alpha]_D^{20} +106.8^\circ$ (c=1.08, $CHCl_3$).

EXAMPLE 116

(3R,6R,12aR)-2,3,6,7,12,12a-hexahydro-2,3-dimethyl-6-(3,4-methylenedioxyphenyl)-pyrazino[2',1':6,1]pyrido[3,4-b]indole-1,4-dione

To a stirred solution of intermediate 82 (0.15 g, 0.34 mmol) in THF (15 mL) was added at room temperature a solution of methylamine (33% in EtOH) (0.32 mL) and the resulting solution was heated at reflux under N_2 for 24 hours. The solvent was removed under reduced pressure and the residue was dissolved in CH_2Cl_2 (25 mL). After washing with water (2x20 mL), drying over Na_2SO_4 and evaporating to dryness, the crude product was purified by flash chromatography eluting with dichloromethane/methanol:99/1. The white solid obtained was recrystallised from methanol to give the title compound as white crystals (80 mg)

m.p.:219°–220° C.

Analysis for $C_{23}H_{21}N_3O_4$: Calculated: C,68.47;H,5.25;N, 10.42; Found: C,68.39;H,5.21;N,10.42%.

$[\alpha]_D^{20} +89.6^\circ$ (c=1; $CHCl_3$).

EXAMPLE 117

(3S,6R,12aR)-2,3,6,7,12,12a-hexahydro-2,3-dimethyl-6-(3,4-methylenedioxyphenyl)-pyrazino[2',1':6,1]pyrido[3,4-b]indole-1,4-dione

To a stirred solution of intermediate 83 (0.3 g, 0.68 mmol) in THF (30 mL) was added at room temperature a solution of methylamine (33% in EtOH) (0.68 mL) and the resulting solution was treated at reflux under N_2 for 6 days. The solvent was removed under reduced pressure and the residue was dissolved in CH_2Cl_2 (50 mL). After washing with water (2,25 mL), drying over Na_2SO_4 and evaporating to dryness, the crude product was purified by flash chromatography eluting with dichloromethane/methanol :99/1. The oily residue obtained was crystallised from methanol to give the title compound as white crystals (40 mg)

m.p.:307°–309° C.

Analysis for $C_{23}H_{21}N_3O_4$: Calculated: C,68.47;H,5.25;N, 10.42; Found: C,68.35;H,5.33;N,10.42%.

$[\alpha]_D^{20} +65.2^\circ$ (c=1.15; $CHCl_3$).

EXAMPLE 118

(6R,12aR)-2,3,6,7,12,12a-Hexahydro-6-(3,4-dihydroxyphenyl)-2-methyl-pyrazino[2',1':6,1]pyrido[3,4-b]indole-1,4-dione

A solution of intermediate 86 (0.75 g; 1.34 mmol) in a mixture of ethanol/THF (70/30 mL) was hydrogenated in the presence of 10% Pd-C (75 mg) for 24 h at room temperature. After removal of the catalyst, the solvent was evaporated in vacuo to leave a white solid which was recrystallised from methanol to give the title compound (0.35 g) as white crystals m.p.:224°–226° C.

Analysis for $C_{22}H_{19}N_3O_4$: Calculated: C,66.83;H,5.07;N, 11.13; Found: C,66.58;H,5.01;N,11.04%.

46

$[\alpha]_D^{20} +58.4^\circ$ (c=1.04; pyridine).

EXAMPLE 119

(6R,12aR)-2,3,6,7,12,12a-Hexahydro-2-methyl-6-(5-(2-methylisoindolinyl)pyrazino[2',1':6,1]pyrido[3,4-b]indole-1,4-dione

The same two steps procedure but starting from intermediate 87 and methylamine gave a crude oil which was purified by flash chromatography eluting with dichloromethane/methanol/triethylamine :92/8/0.1%. The solid obtained was recrystallized from isopropanol/propyl ether/water to give the title compound (20 mg) as off-white crystals m.p.:236° C.

Analysis for $C_{24}H_{24}N_4O_2$ (2.68 H_2O) Calculated: C, 64.23;H,6.59;N,12.48; Found: C,64.21;H,6.43;N,12.02%.

$[\alpha]_D^{20} +61.1^\circ$ (c=0.5; CH_3OH).

EXAMPLE 120

Compounds of formula (I) have been included in pharmacy formulations and details of such formulations are given below.

TABLETS FOR ORAL ADMINISTRATION

A. Direct Compression

1.	mg/tablet
Active ingredient	50.0
Crospovidone USNF	8.0
Magnesium Stearate Ph Eur	1.0
Anhydrous Lactose	141.0

The active ingredient was sieved and blended with the excipients. The resultant mix was compressed into tablets.

2.	mg/tablet
Active ingredient	50.0
Colloidal Silicon Dioxide	0.5
Crospovidone	8.0
Sodium Lauryl Sulphate	1.0
Magnesium Stearate Ph Eur	1.0
Microcrystalline Cellulose USNF	139.5

The active ingredient was sieved and blended with the excipients. The resultant mix was compressed into tablets.

B. WET GRANULATION

1.	mg/tablet
Active ingredient	50.0
Polyvinyl pyrrolidone	150.0
Polyethylene glycol	50.0
Polysorbate 80	10.0
Magnesium Stearate Ph Eur	2.5
Croscarmellose Sodium	25.0
Colloidal Silicon Dioxide	2.5
Microcrystalline Cellulose USNF	210.0

The polyvinyl pyrrolidone, polyethylene glycol and polysorbate 80 were dissolved in water. The resultant solution was used to granulate the active ingredient. After drying the granules were screened, then extruded at elevated temperatures and pressures. The extrudate was milled and/or screened then was blended with the microcrystalline cellulose, croscarmellose sodium, colloidal silicon dioxide

and magnesium stearate. The resultant mix was compressed into tablets.

2.	mg/tablet
Active ingredient	50.0
Polysorbate 80	3.0
Lactose Ph Eur	178.0
Starch BP	45.0
Pregelatinised Maize Starch BP	22.5
Magnesium Stearate BP	1.5

The active ingredient was sieved and blended with the lactose, starch and pregelatinised maize starch. The polysorbate 80 was dissolved in purified water. Suitable volumes of the polysorbate 80 solution were added and the powders were granulated. After drying, the granules were screened and blended with the magnesium stearate. The granules were then compressed into tablets.

Tablets of other strengths may be prepared by altering the ratio of active ingredient to the other excipients.

FILM COATED TABLETS

The aforementioned tablet formulations were film coated.

Coating Suspension	% w/w
Opadry white†	13.2
Purified water Ph Eur	to 100.0*

*The water did not appear in the final product. The maximum theoretical weight of solids applied during coating was 20 mg/tablet.

†Opadry white is a proprietary material obtainable from Colorcon Limited, UK which contains hydroxypropyl methylcellulose, titanium dioxide and triacetin.

The tablets were film coated using the coating suspension in conventional film coating equipment.

1.	mg/capsule
Active ingredient	50.0
Lactose	148.5
Polyvinyl pyrrolidone	100.0
Magnesium Stearate	1.5

The active ingredient was sieved and blended with the excipients. The mix was filled into size No. 1 hard gelatin capsules using suitable equipment.

2.	mg/capsule
Active ingredient	50.0
Microcrystalline Cellulose	233.5
Sodium Lauryl Sulphate	3.0
Crospovidone	12.0
Magnesium Stearate	1.5

The active ingredient was sieved and blended with the excipients. The mix was filled into size No. 1 hard gelatin capsules using suitable equipment.

Other doses may be prepared by altering the ratio of active ingredient to excipient, the fill weight and if necessary changing the capsule size.

3.	mg/capsule
Active ingredient	50.0
Labrafil M1944CS	to 1.0 ml

The active ingredient was sieved and blended with the Labrafil. The suspension was filled into soft gelatin capsules using appropriate equipment.

EXAMPLE 121

Inhibitory effect on cGMP-PDE

cGMP-PDE activity of compounds of the present invention was measured using a one-step assay adapted from Wells et al. (Wells, J. N., Baird, C. E., Wu, Y. J. and Hardman, J. G., *Biochim. Biophys. Acta* 384, 430 (1975)). The reaction medium contained 50 mM Tris-HCl, pH 7.5, 5 mM Mg-acetate, 250 µg/ml 5'-Nucleotidase, 1 mM EGTA and 0.15 µM 8-[H³]-cGMP. The enzyme used was a human recombinant PDE V (ICOS, Seattle USA).

Compounds of the invention were dissolved in DMSO finally present at 2% in the assay. The incubation time was 30 minutes during which the total substrate conversion did not exceed 30%.

The IC₅₀ values for the compounds examined were determined from concentration-response curves using typically concentrations ranging from 10 nM to 10 µM. Tests against other PDE enzymes using standard methodology also showed that compounds of the invention are highly selective for the cGMP specific PDE enzyme.

-cGMP level measurements

Rat aortic smooth muscle cells (RSMC) prepared according to Chamley et al. in *Cell Tissue Res.* 177, 503-522 (1977) were used between the 10th and 25th passage at confluence in 24-well culture dishes. Culture media was aspirated and replaced with PBS (0.5 ml) containing the compound tested at the appropriate concentration. After 30 minutes at 37° C., particulates guanylate cyclase was stimulated by addition of ANF (100nM) for 10 minutes. At the end of incubation, the medium was withdrawn and two extractions were performed by addition of 65% ethanol (0.25 ml). The two ethanolic extracts were pooled and evaporated until dryness, using a Speed-vac system. c-GMP was measured after acetylation by scintillation proximity immunoassay (AMERSHAM).

The compounds according to the present invention were typically found to exhibit an IC₅₀ value of less than 500 nM, and an EC₅₀ value of less than 5. In vitro test data for representative compounds of the invention is given in following Table 1:

TABLE 1

Example No.	IC ₅₀ nM	EC ₅₀ µM
12	10	0.15
36	<10	0.5
52	20	0.8
63	30	0.35
79	<10	0.15
82	20	0.5
84	10	0.4
89	10	<0.1
95	2	0.2
101	10	0.3
115	<10	0.4

EXAMPLE 122

-Antihypertensive activity in rats The hypotensive effects of compounds according to the invention as identified in

49

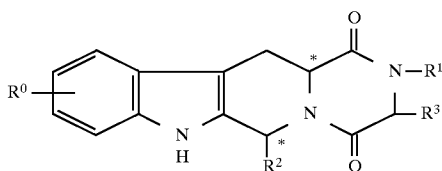
table 2 were studied in conscious spontaneously hypertensive rats (SHR). The compounds were administered orally at a dose of 5 mg/kg in a mixture of 5% DMF and 95% olive oil. Blood pressure was measured from a catheter inserted in the carotid artery and recorded for 5 hours after administration. The results are expressed as Area Under the Curve (AUC from 0 to 5 hours, mmHg.hour) of the fall in blood pressure over time.

In Vivo results

Example No.	AUC PO (mmHg.h)
36	99
63	95
79	171
82	111
84	77
89	117
95	135
101	136

I claim:

1. A compound of formula (I)

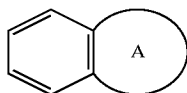


or salts or solvates thereof, in which:

 R^0 represents hydrogen, halogen or C_{1-6} alkyl;

R^1 represents hydrogen, C_{1-6} alkyl, C_{2-6} alkenyl, C_{2-6} alkynyl, halo C_{1-6} alkyl, C_{3-8} cycloalkyl, C_{3-8} cycloalkyl C_{1-3} alkyl, aryl C_{1-3} alkyl, wherein aryl is phenyl or phenyl substituted with one to three substituents selected from the Group consisting of halogen, C_{1-6} alkyl, C_{1-6} alkoxy, methylenedioxy, and mixtures thereof, or heteroaryl C_{1-3} alkyl, wherein heteroaryl is thienyl, furyl, or pyridyl, each optionally substituted with one to three substituents selected from the group consisting of halogen, C_{1-6} alkyl, C_{1-6} alkoxy, and mixtures thereof;

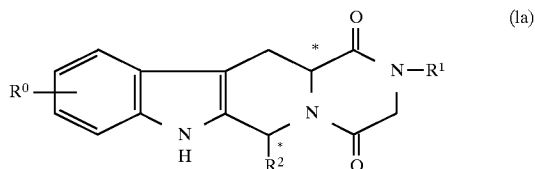
R^2 represents an optionally substituted mono-cyclic aromatic ring selected from benzene, thiophene, furan and pyridine or an optionally substituted bicyclic ring



attached to the rest of the molecule via one of the benzene ring carbon atoms and wherein the fused ring A is a 5- or 6-membered ring which may be saturated or partially or fully unsaturated and comprises carbon atoms and optionally one or two heteroatoms selected from oxygen, sulphur and nitrogen; and R^3 represents hydrogen or C_{1-3} alkyl, or R^1 or R^3 together represent a 3- or 4-membered alkyl or alkenyl chain component of a 5- or 6-membered ring.

50

2. A compound of formula (Ia)

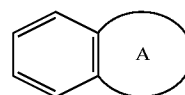


or salts or solvates thereof, in which:

 R^0 represents hydrogen, halogen or C_{1-6} alkyl;

R^1 represents hydrogen, C_{1-6} alkyl, halo C_{1-6} alkyl, C_{3-8} cycloalkyl, C_{3-8} cycloalkyl C_{1-3} alkyl, aryl C_{1-3} alkyl or heteroaryl C_{1-3} alkyl; and

R^2 represents an optionally substituted mono-cyclic aromatic ring selected from benzene, thiophene, furan and pyridine or an optionally substituted bicyclic ring



attached to the rest of the molecule via one of the benzene ring carbon atoms and wherein the fused ring A is a 5- or 6-membered ring which may be saturated or partially or fully unsaturated and comprises carbon atoms and optionally one or two heteroatoms selected from oxygen, sulphur and nitrogen.

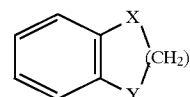
3. A compound according to claim 1, wherein R^0 represents hydrogen.

4. A compound according to any of claim 1, wherein R^1 represents hydrogen, C_{1-4} alkyl, halo C_{1-4} alkyl, C_{3-6} cycloalkyl, C_{3-6} cycloalkylmethyl, pyridyl C_{1-3} alkyl, furyl C_{1-3} alkyl or optionally substituted benzyl.

5. A compound according to claim 1, wherein R^1 and R^3 together represent a 3-membered alkyl chain.

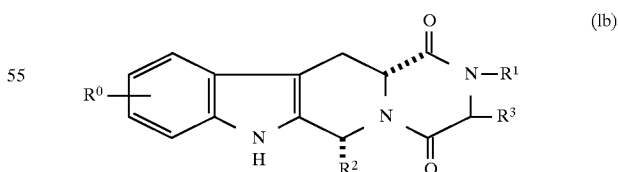
6. A compound according to claim 1, to wherein R^3 represents hydrogen.

7. A compound according to claim 1, wherein R^2 represents an optionally substituted benzene, thiophene, furan, pyridine or naphthalene



where n is ring or an optionally substituted bicyclic ring 1 or 2 and X and Y are each CH_2 or O.

8. A cis isomer of formula (I) represented by formula (Ib)



and mixtures thereof with its cis optical enantiomer, including racemic mixtures, or salts or solvates of these compounds in which R^0 is hydrogen or halogen and R^1 , R^2 and R^3 are as defined in claim 1.

9. A method of treating stable, unstable and variant angina, hypertension, pulmonary hypertension, chronic obstructive pulmonary disease, congestive heart failure, renal failure, atherosclerosis, conditions of reduced blood

51

vessel patency, peripheral vascular disease, vascular disorders, inflammatory diseases, stroke, bronchitis, chronic asthma, allergic asthma, allergic rhinitis, glaucoma or diseases characterised by disorders of gut motility, in a human or non-human animal body, which method comprises administering to said body a therapeutically effective amount of a compound according claim 1.

10. A pharmaceutical composition comprising a compound of the according claim 1, together with a pharmaceutically acceptable diluent or carrier therefor.

11. A process of preparing a pharmaceutical composition comprising a compound according to claim 1, which process comprises mixing said compound together with a pharmaceutically acceptable diluent or carrier therefor.

12. Cis-2,3,6,7,12,12a-hexahydro-2-(4-pyridylmethyl)-6-(3,4-methylenedioxyphenyl)-pyrazino[2',1':6,1]pyrido[3,4-b]indole-1,4-dione;

Cis-2,3,6,7,12,12a-hexahydro-6-(2,3-dihydrobenzo[b]furan-5-yl)-2-methyl-pyrazino[2',1':6,1]pyrido[3,4-b]indole-1,4-dione;

Cis-2,3,6,7,12,12a-hexahydro-6-(5-bromo-2-thienyl)-2-methyl-pyrazino[2',1':6,1]pyrido[3,4-b]indole-1,4-dione;

Cis-2,3,6,7,12,12a-hexahydro-2-butyl-6-(4-methylphenyl)-pyrazino[2',1':6,1]pyrido[3,4-b]indole-1,4-dione;

(6R,12aR)-2,3,6,7,12,12a-Hexahydro-2-isopropyl-6-(3,4-methylenedioxyphenyl)-pyrazino[2',1':6,1]pyrido[3,4-b]indole-1,4-dione;

(6R,12aR)-2,3,6,7,12,12a-Hexahydro-2-cyclopentyl-6-(3,4-methylenedioxyphenyl)-pyrazino[2',1':6,1]pyrido[3,4-b]indole-1,4-dione;

(6R,12aR)-2,3,6,7,12,12a-Hexahydro-2-cyclopropylmethyl-6-(4-methoxyphenyl)-pyrazino[2',1':6,1]pyrido[3,4-b]indole-1,4-dione;

(6R,12aR)-2,3,6,7,12,12a-Hexahydro-6-(3-chloro-4-methoxyphenyl)-2-methyl-pyrazino[2',1':6,1]pyrido[3,4-b]indole-1,4-dione;

52

(6R,12aR)-2,3,6,7,12,12a-Hexahydro-2-methyl-6-(3,4-methylenedioxyphenyl)-pyrazino[2',1':6,1]pyrido[3,4-b]indole-1,4-dione;

(6R,12aR)-2,3,6,7,12,12a-Hexahydro-6-(3,4-methylenedioxyphenyl)-pyrazino[2',1':6,1]pyrido[3,4-b]indole-1,4-dione;

(6R,12aR)-2,3,6,7,12,12a-Hexahydro-6-[3,4]-methylenedioxyphenyl-pyrazino[2',1':6,1]pyrido[3,4-b]indole-1,4-dione;

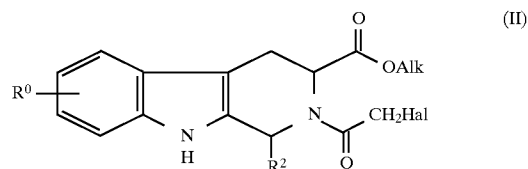
10 (5aR,12R,14aS)-1,2,3,5,6,11,12,14a-Octahydro-12-(3,4-methylenedioxyphenyl)-pyrrolo[1",2":4',5']pyrazino[2',1':6,1]pyrido[3,4-b]indole-5-1,4-dione;

or physiologically acceptable salts or solvates thereof.

13. (6R,12aR)-2,3,6,7,12,12a-Hexahydro-2-methyl-6-(3,4-methylenedioxyphenyl)-pyrazino[2',1':6,1]pyrido[3,4-b]indole-1,4-dione;

or physiologically acceptable salts or solvates thereof.

14. A process of preparing a compound of formula (I), wherein R³ represents hydrogen, which process comprises treating a compound of formula (II)



in which Alk represents C₁₋₆alkyl and Hal is a halogen atom, with a primary amine R₁NH₂ or the process as hereinbefore described followed by

- i) an interconversion step; and/or either
- ii) salt formation; or
- iii) solvate formation.

15. Compounds of formulae (II).

* * * * *

UNITED STATES PATENT AND TRADEMARK OFFICE
CERTIFICATE OF CORRECTION

PATENT NO. : 5,859,006
DATED : January 12, 1999
INVENTOR(S) : Alain Claude-Marie Daugan

It is certified that error appears in the above-identified patent and that said Letters Patent is hereby corrected as shown below:

Column 49, line 50, "mono-cyclic" should be --monocyclic--

Column 50, line 12, "halo C₁₋₆alkyl" should be --haloC₁₋₆alkyl--

Column 50, line 15, "mono-cyclic" should be --monocyclic--

Column 50, line 24, "ben-zene" should be --benzene--

Column 50, line 32, delete "any of"

Column 50, line 34, "C₃₋₆ cycloalkylmethyl," should be --C₃₋₆cycloalkylmethyl--

Signed and Sealed this
Twenty-eighth Day of September, 1999

Attest:



Q. TODD DICKINSON

Attesting Officer

Acting Commissioner of Patents and Trademarks

UNITED STATES PATENT AND TRADEMARK OFFICE
CERTIFICATE OF CORRECTION

PATENT NO. : 5,859,006
DATED : January 12, 1999
INVENTOR(S) : Alain Claude-Marie Daugan

Page 1 of 5

It is certified that error appears in the above-identified patent and that said Letters Patent is hereby corrected as shown below:

Title page, Item [54] and Column 1, line 1,

Title, "**DERIVATIVES; PROCESS**" should be -- **DERIVATIVES, PROCESS** --

Title page,

Item [30], **Foreign Application Priority Data**, "9401090" should be -- 9491090.7 --

Column 2,

Line 30, "(e.g. 1: 2 or 3)" should be -- (e.g. 1, 2 or 3) --

Line 52, " $(\text{CH}_2)_a$ " should be -- $(\text{CH}_2)_n$ --

Line 63, "allyl, groups" should be -- allyl groups --

Column 3,

Line 57, " $(\text{CH}_2)_a$ " should be -- $(\text{CH}_2)_n$ --

Column 4,

Line 37, "-6-3,4-" should be -- -6-(3,4- --

Line 40, "hexahydro6" should be -- hexahydro-6 --

Line 41, "[3, 4b]" should be -- [3, 4-b] --

Line 56, "(3-chloro4-" should be -- (3-chloro-4- --

Line 66, "pyrazino" should be -- pyrrolo --

Column 6,

Line 6, "allergic, asthma" should be -- allergic asthma --

Line 19, "0.5800" should be -- 0.5-800 --

Line 48, "caprylictcapric" should be -- caprylic/capric --

Column 10,

Line 44, " C_{1-3} carboxylic" should be -- C_{3-6} carboxylic --

Column 11,

Line 34, "Cis and Trans" should be -- cis and trans --

Line 45, "m.p. 90-93°C." should be -- m.p.:90-93°C. --

Column 12,

Line 3, "(4ethoxyphenyl)" should be -- (4-ethoxyphenyl) --

Line 30, "-6arboxaldehyde" should be -- -6-carboxaldehyde --

Line 65, "(dd, 1H, H-3)3.7" should be -- (dd, 1H, H-3); 3.7 --

Line 66, "(ddd, 1H, H-4)2.9" should be -- (ddd, 1H, H-4); 2.9 --

Line 66, "2.9(m, 1H-4);" should be -- 2.9 (m, 1H, H-4); --

Line 67, "m.p. 204°C." should be -- m.p.: 204°C. --

UNITED STATES PATENT AND TRADEMARK OFFICE
CERTIFICATE OF CORRECTION

PATENT NO. : 5,859,006
DATED : January 12, 1999
INVENTOR(S) : Alain Claude-Marie Daugan

Page 2 of 5

It is certified that error appears in the above-identified patent and that said Letters Patent is hereby corrected as shown below:

Column 13,

Line 7, "tetrahydronaphthyl6" should be -- tetrahydronaphthyl-6 --
Line 11, "2.7(m, 2H, CH₂Ar);" should be -- 2.7 (m, 4H, CH₂Ar); --
Line 12, "1.7(S, 4H, CH₂CH₂Ar)." should be -- 1.7 (S, 4H, CH₂CH₂Ar). --
Line 23, "(S, 3H, CO₂CH₃)3.2" should be -- (S, 3H, CO₂CH₃); 3.2 --
Line 25, "11 9°C" should be -- 119°C --
Line 25, "is" should be -- isomers --
Line 29, "iso" should be -- isomers --
Line 59, "-thienyl)-" should be -- -thienyl) --

Column 14,

Line 13, "3 .1 (m, 1H, H4);" should be -- 3.1 (m, 1H, H4); --
Line 44, "4-3.9(dd, 1H, H-3)3.8" should be -- 4-3.9 (dd, 1H, H-3); 3.8 --
Line 45, "3.2-3.1(ddd, 1H, H-4)3" should be -- 3.2-3.1 (ddd, 1H, h-4); 3 --
Line 46, "1.7(brs, 1H, NH)" should be -- 1.7 (brs, 1H, NH) --
Line 52, "[3, 4-b]" should be -- [3, 4-b] --

Column 15,

Line 6, "[3, 4b]" should be -- [3, 4b] --
Line 11, "10.3 (S, 1H, NH-indole)9.4" should be -- 10.3 (S, 1H, NH-indole); 9.4 --
Line 13, "3.75 (S, 3H, CO₂CH₃) 3.1" should be -- 3.75 (S, 3H, CO₂CH₃); 3.1 --
Line 18, "(3-hydroxy4-" should be -- (3-hydroxy-4- --
Line 22, "3-hydroxy4-" should be -- 3-hydroxy-4- --
Line 44, ". . .CH₃)1.4" should be -- . . .CH₃); 1.4 --
Line 57, "(Me)₂)2.4" should be -- (Me)₂); 2.4 --
Line 58, "the isomer" should be -- the trans isomer --
Line 62, "(4-nitronhenyl)" should be -- (4-nitrophenyl) --

Column 16,

Line 15, "iso" should be -- isomers --
Line 25, "tetrahydro6" should be -- tetrahydro-6 --
Line 36, "[3, 4b]" should be -- [3, 4-b] --
Line 43, "(dd, 1H, H-3) 3.8" should be -- (dd, 1H, H-3); 3.8 --
Line 48, "[3, 4-b]" should be -- [3, 4-b] --

Column 17,

Line 26, "(3-chloro4-" should be -- (3-chloro-4 --
Line 29, "(3-chloro4-" should be -- (3-chloro-4 --

Column 19,

Line 49, "NA2SO₄." should be -- Na₂SO₄. --

UNITED STATES PATENT AND TRADEMARK OFFICE
CERTIFICATE OF CORRECTION

PATENT NO. : 5,859,006
DATED : January 12, 1999
INVENTOR(S) : Alain Claude-Marie Daugan

Page 3 of 5

It is certified that error appears in the above-identified patent and that said Letters Patent is hereby corrected as shown below:

Column 20,

Line 36, "dropwide" should be -- dropwise --

Column 21,

Line 1, "4dihydro-" should be -- 4-dihydro- --

Column 22,

Line 21, "methylenedioxypheriyl" should be -- methylenedioxyphenyl --

Line 26, "(0,7g," should be -- (0.7 g, --

Line 37, "4dibenzyloxyppnenyl)" should be -- 4-dibenzyloxyphenyl) --

Line 40, "4-b] 1indole" should be -- 4-b] indole --

Line 45, "4.95(d,2H)3.85" should be -- 4.95 (d, 2H); 3.85 --

Line 48, "(ppm) 7.6-7" should be -- (ppm): 7.6-7 --

Column 23,

Line 1, "-5 carboxaldehyde" should be -- -5-carboxaldehyde --

Line 50, "2-methyl6-" should be -- 2-methyl-6 --

Line 51, "[2'1':6.1]" should be -- [2',1':6,1] --

Line 62, "hexahydro6-" should be -- hexahydro-6- --

Column 24,

Line 6, "fluoro6" should be -- fluoro-6 --

Line 7, "2-(2.2.2-" should be -- 2-(2,2,2- --

Line 33, "4methylenedioxyphenyl" should be -- 4-methylenedioxyphenyl --

Line 63, "(2pyridyl)" should be -- (2-pyridyl) --

Column 26,

Line 8, "4b]" should be -- 4-b] --

Line 38, "butyl6" should be -- butyl-6 --

Column 27,

Line 28, "(4-fluorobenzyl)6-" should be -- (4-fluorobenzyl)-6- --

Line 40, "-pyrazino[[2' . . ." should be -- pyrazino[2' . . . --

Line 58, "N, 1 1.19%." should be -- n, 11.19% --

Column 28,

Line 29, "[3, 4b]" should be -- [3, 4-b] --

Line 50, "benzyl6" should be -- benzyl-6 --

Column 29,

Line 13, "C, 70.93," should be -- C, 70.93; --

Line 17, "hexahydro6" should be -- hexahydro-6 --

Line 42, "[3, 4b]" should be -- [3, 4-b] --

UNITED STATES PATENT AND TRADEMARK OFFICE
CERTIFICATE OF CORRECTION

PATENT NO. : 5,859,006
DATED : January 12, 1999
INVENTOR(S) : Alain Claude-Marie Daugan

Page 4 of 5

It is certified that error appears in the above-identified patent and that said Letters Patent is hereby corrected as shown below:

Column 30,

Line 61, "1phenyl" should be -- 1-phenyl --

Column 31,

Line 16, "pyrido3, 4-b]" should be -- pyrido[3, 4-b] --

Line 52, "naphthyl))" should be -- naphthyl) --

Column 32,

Line 15, "N, 1 0.77%" should be -- N, 10.77% --

Line 26, "53.01 ;" should be -- 53.01; --

Line 36, "H, 3.81 ;" should be -- H, 3.81; --

Line 64, "[2',1':6.1]" should be -- [2',1':6,1] --

Column 33,

Line 48, "11. 98%" should be -- 11.98% --

Line 58, "N, 1.59%" should be -- N, 11.59% --

Column 34,

Line 14, "C, 73.01;H, 6.84." should be -- C; 73.01; H, 6.84; --

Line 26, "C, 71.42.H, 6.07:" should be -- C, 71.42; H, 6.07; --

Line 52, "trifluoromethoxyohenyl" should be -- trifluoromethoxyphenyl --

Lines 51-52, "butylamine" should be -- isobutylamine --

Column 38,

Line 9, "[3, 4b]" should be -- [3, 4-b] --

Lines 10-11, "cyclopentylamine" should be -- cyclohexylmethylamine --

Line 38, "buylamine" should be -- butylamine --

Column 39,

Line 8, "12,a" should be -- 12a --

Line 18, "+27.60°" should be -- +27.6° --

Line 49, "7.12," should be -- 7, 12, --

Column 40,

Lines 34-35, "6, 1-b]pyrido-[3 . . ." should be -- 6,1]pyrido[3 . . . --

Line 64, "(3,4-methylenedioxyphenyl)" should be -- (3,4-methylenedioxyphenyl) --

Column 42,

Lines 10, 24 and 52, "Pyrido" should be -- pyrido --

UNITED STATES PATENT AND TRADEMARK OFFICE
CERTIFICATE OF CORRECTION

PATENT NO. : 5,859,006
DATED : January 12, 1999
INVENTOR(S) : Alain Claude-Marie Daugan

Page 5 of 5

It is certified that error appears in the above-identified patent and that said Letters Patent is hereby corrected as shown below:

Column 44,

Line 59, "EXAMPLE 1.15" should be -- EXAMPLE 115 --

Line 60, "1,2,5,6,11, . . ." should be -- 1,2,3,5,6,11, . . . --

Line 61, "[1',2':4',5']" should be -- [1",2":4',5'] --

Line 64, "(0.8 9, 1.37 mmol)" should be -- (0.8 g, 1.37 mmol) --

Column 45,

Line 34, "dimethyl6" should be -- dimethyl-6 --

Line 43, "(2,25 mL)," should be -- (2.25 mL),--

Column 48,

Line 33, "10 th and 25 th " should be -- 10th and 25th --

Line 66, "-Antihypertensive activity in rats The hypotensive" should be

-- Antihypertensive activity in rats (New line) The hypotensive --

Signed and Sealed this

Tenth Day of February, 2004



JON W. DUDAS
Acting Director of the United States Patent and Trademark Office